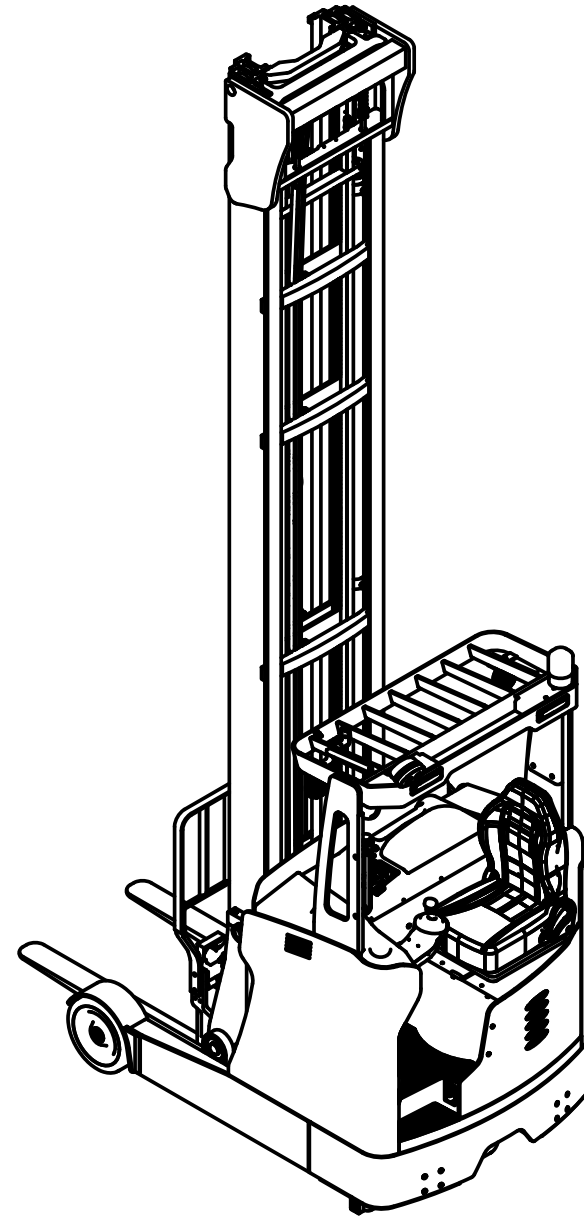




Parts List

MFZ Series Seated Reach Truck



BANYITONG SCIENCE&TECHNOLOGY DEVELOPING CO.,LTD.

Introduction

1. This spare parts catalog collects the parts of 1.6 to 2.0 tons MFZ series reach truck;
2. When ordering parts, it is necessary to indicate the model of the forklift used, the factory number, the code number, name and order quantity of the required parts;
3. When repairing and replacing parts, in order to ensure the quality, please use the parts of our company;
4. In order to improve produce quality, the company will modify some parts, and the improved parts cannot be revised one by one in this catalog in time. If you want to know more details, please contact the company's local distributors and after-sales offices.

CATALOG

No.	Figure No.	Name	Adaptable Models	Page No.
Assembly				
Fig.0-1	MFZ16M	Seated Reach Truck	1.6t Model	0-1
Fig.0-2	MFZ20M	Seated Reach Truck	2.0t Model	0-2
Frame Parts				
Fig.1-1	1FZ16MA00000	Frame Parts	1.6t Model	1-1
Fig.1-2	1FZ20MA00000	Frame Parts	2.0t Model	1-2
Fig.1-3	1FZ20MA20000	Overhead Guard Assembly	1.6t、 2.0t Model	1-3
Fig.1-4	1FZ20MA30000	Seat Components	1.6t、 2.0t Model	1-5
Fig.1-5	1FZ20MA40000	Cover Components	1.6t、 2.0t Model	1-6
Fig.1-6	1FZ20MA40000-	Cover Components	1.6t、 2.0t Model	1-7
Fig.1-7	C1FZ20MA40000-G	Cover Components	1.6t、 2.0t Model	1-8
Fig.1-8	1FZ20MA50000	Primary Pedal Assembly	1.6t、 2.0t Model	1-9
Fig.1-9	1FZ20MA60000	Secondary Pedal Assembly	1.6t、 2.0t Model	1-10
Fig.1-10	1FZ20MA60000-D	Secondary Pedal Assembly	1.6t、 2.0t Model	1-11
Fig.1-11	1FZ20MA01000	Anti-pinch Guard Assembly	1.6t、 2.0t Model	1-12
Fig.1-12	1FZ20MA02000	Plug-in Fixing Plate Assembly	1.6t、 2.0t Model	1-13

CATALOG

No.	Figure No.	Name	Adaptable Models	Page No.
Frame Parts				
Fig.1-13	1FZ20MA03000	Programmer Fixing Board Assembly	1.6t、 2.0t Model	1-14
Fig.1-14	1FZ20MA04000	Rear Cover Fixing Plate Assembly	1.6t、 2.0t Model	1-15
Fig.1-15	1FZ20MA05000	Front Fender Fixing Assembly	1.6t、 2.0t Model	1-16
Fig.1-16	1FZ20MA06000	Seat Support Plate Assembly	1.6t、 2.0t Model	1-17
Fig.1-17	1FZ20MA07000	Fixed Plate Assembly	1.6t、 2.0t Model	1-18
Fig.1-18	BSB01.02-ZP	Shock Pad Assembly	1.6t、 2.0t Model	1-19
Fig.1-19	TFZ20.1.26-ZP	Battery Cover Assembly	1.6t、 2.0t Model	1-20
Fig.1-20	MFZ20.1.26F02-	Battery Cover Assembly	2.0t Model	1-21
Fig.1-21	ZPMFZ20.1.1.9.3-ZP	Battery Cover Assembly	1.6t、 2.0t Model	1-22

CALATOG

No.	Figure No.	Name	Adaptable Models	Page No.
Chassis Parts				
Fig.2-1	1FZ16MS00000	Chassis Parts	1.6t Model	2-1
Fig.2-2	1FZ16MS00000-D	Chassis Parts	1.6t Model	2-2
Fig.2-3	1FZ20MS00000	Chassis Parts	2.0t Model	2-3
Fig.2-4	1FZ20MS00000-D	Chassis Parts	2.0t Model	2-4
Fig.2-5	1FZ16MS20000	Battery Rack Assembly	1.6t Model	2-5
Fig.2-6	1FZ20MS20000	Battery Rack Assembly	1.6t、 2.0t Model	2-6
Fig.2-7	1FZ20HS20000	Battery Rack Assembly	1.6t、 2.0t Model	2-7
Fig.2-8	1FZ16MS31000	Left Load Wheel Assembly	1.6t Model	2-8
Fig.2-9	1FZ16MS32000	Right Load Wheel Assembly	1.6t Model	2-9
Fig.2-10	1FZ20MS31000	Left Load Wheel Assembly	2.0t Model	2-10
Fig.2-11	1FZ20MS32000	Right Load Wheel Assembly	2.0t Model	2-11
Fig.2-12	1FZ16MS31000-	Load Wheel Assembly	1.6t Model	2-12
Fig.2-13	D1FZ20MS31000-D	Load Wheel Assembly	2.0t Model	2-13
Fig.2-14	1FZ20MS01000	Anti-tip Block Assembly	1.6t、 2.0t Model	2-14
Fig.2-15	1FZ20MS02000	Outrigger Anti-collision Block Assembly	1.6t、 2.0t Model	2-15
Fig.2-16	1FZ16MS03000	Outrigger Pad Assembly	1.6t Model	2-16
Fig.2-17	1FZ20MS03000	Outrigger Pad Assembly	1.6t、 2.0t Model	2-17

CALATOG

No.	Figure No.	Name	Adaptable Models	Page No.
Chassis Parts				
Fig.2-18	1FZ20MS04000	Outrigger Channel Steel Cover Plate Assembly	1.6t、 2.0t Model	2-18
Fig.2-19	1FZ20MS05000	Rearward Proximity Switch Assembly	1.6t、 2.0t Model	2-19
Fig.2-20	1FZ20MS06000	Oil Pipe Clamp Mounting Plate Assembly	1.6t、 2.0t Model	2-20
Fig.2-21	1FZ20MH10000	Fuel Tank Components	1.6t、 2.0t Model	2-21
Fig.2-22	1FZ20SH20000	Oil Pump Motor Assembly Components	1.6t、 2.0t Model	2-22
Fig.2-23	1FZ20MH20000	Oil Pump Motor Assembly Components	1.6t、 2.0t Model	2-23
Fig.2-24	1FZ20MS22000	Support Plate Assembly	1.6t、 2.0t Model	2-24
Fig.2-25	DL2280-12V-ZP	Electric Horn Assembly	1.6t、 2.0t Model	2-25
Fig.2-26	DJB-24B-ZP-A	Reverse Buzzer Assembly	1.6t、 2.0t Model	2-26

CALATOG

No.	Figure No.	Name	Adaptable Models	Page No.
Pulley Parts				
Fig.3-1	1FZ20MT00000	Pulley Parts	1.6t、 2.0t Model	3-1
Fig.3-2	1FZ20MT00000-B	Pulley Parts	1.6t、 2.0t Model	3-2
Fig.3-3	1FZ20MT01000	Mast Connection Components	1.6t、 2.0t Model	3-3
Fig.3-4	1FZ20MT02000	Roller Guard Assembly	1.6t、 2.0t Model	3-4
Fig.3-5	1FZ20MT03000	Mast Mount Assembly	1.6t、 2.0t Model	3-5
Fig.3-6	1FZ20MT04000	Pulley Guard Assembly	1.6t、 2.0t Model	3-6
Fig.3-7	1FZ20MT05000	Oil Pipe Clamp Fixing Assembly	1.6t、 2.0t Model	3-7
Fig.3-8	1FZ20MT06000	Proximity Switch Components	1.6t、 2.0t Model	3-8
Fig.3-9	TFZ16.2.1.2-ZP	Eccentric Shaft Assembly Components	1.6t、 2.0t Model	3-9
Fig.3-10	1FZ20MH31000	Main Solenoid Valve Assembly	1.6t、 2.0t Model	3-10
Fig.3-11	1FZ20MH32000-	Cushion Solenoid Valve Assembly	1.6t、 2.0t Model	3-11
Fig.3-12	B1FZ20MH33000-B	Buffer Cylinder Assembly	1.6t、 2.0t Model	3-12
Fig.3-13	1FZ16MH35000	Forward Cylinder Assembly	1.6t Model	3-13
Fig.3-14	1FZ20MH35000	Forward Cylinder Assembly	2.0t Model	3-14
Fig.3-15	1FZ20MH-01	Pulley Hydraulic Pipeline(buffered)	1.6t、 2.0t Model	3-15
Fig.3-16	1FZ20MH-02	Pulley Hydraulic Pipeline(without buffer)	1.6t、 2.0t Model	3-16

CALATOG

No.	Figure No.	Name	Adaptable Models	Page No.
Lift Components				
Fig.4-1	1FZ20MxxxT-CxDx-LT	Lifting Components	1.6t、 2.0t Model	4-1
Fig.4-2	1FZ20MB10000	Outer Mast Parts	1.6t、 2.0t Model	4-2
Fig.4-3	1FZ20MB20000	Middle Mast Parts	1.6t、 2.0t Model	4-3
Fig.4-4	1FZ20MB30000	Inner Mast Parts	1.6t、 2.0t Model	4-4
Fig.4-5	1FZ20MB40000T85	Inner Carriage Fork Assembly	1.6t、 2.0t Model	4-5
Fig.4-6	1FZ20MB40000T85-C	Inner Carriage Fork Assembly	1.6t、 2.0t Model	4-7
Fig.4-7	1FZ20MB40000T90	Inner Carriage Fork Assembly	1.6t、 2.0t Model	4-9
Fig.4-8	1FZ20MB40000T90-C	Inner Carriage Fork Assembly	1.6t、 2.0t Model	4-11
Fig.4-9	1FZ20MB50000	Sprocket Pulley Assembly	1.6t、 2.0t Model	4-13
Fig.4-10	1FZ20MH41000	Mast Integrated Valve Block Assembly	1.6t、 2.0t Model	4-14
Fig.4-11	1FZ20MH42000	Tilt Transition Block Assembly	1.6t、 2.0t Model	4-15
Fig.4-12	1FZ20MH44000	Carriage Valve Block Assembly	1.6t、 2.0t Model	4-16
Fig.4-13	1FZ20MH46000	Balance Valve Assembly	1.6t、 2.0t Model	4-17
Fig.4-14	1FZ20MH46000-C	Reversing Solenoid Valve Assembly	1.6t、 2.0t Model	4-18
Fig.4-15	1FZ20MB42000-H	Wireless Video System	1.6t、 2.0t Model	4-19
Fig.4-16	1FZ20MH-03	Lifting Height Series Selection Table	1.6t、 2.0t Model	4-20
Fig.4-17	1FZ20MH-04	Mast Oil Pipe Selection Table	1.6t、 2.0t Model	4-21

CALATOG

No.	Figure No.	Name	Adaptable Models	Page No.
Lift Components				
Fig.4-18	1FZ20MB-01	Fork Selection Table	1.6t、 2.0t Model	4-22

CALATOG

No.	Figure No.	Name	Adaptable Models	Page No.
Steering Components				
Fig.5-1	1FZ20MC00000	Steering Components	1.6t、 2.0t Model	5-1
Fig.5-2	1FZ20MC10000	Upper Steering Part	1.6t、 2.0t Model	5-2
Fig.5-3	1FZ20MC20000	Steering Motor Assembly	1.6t、 2.0t Model	5-4

CALATOG

No.	Figure No.	Name	Adaptable Models	Page No.
Brake Components				
Fig.6-1	1FZ16MF00000	Brake Components	1.6t、 2.0t Model	6-1
Fig.6-2	1FZ20MF00000	Brake Components	1.6t、 2.0t Model	6-2
Fig.6-3	1FZ20MF11000	Foot Brake Outsourcing Components	1.6t、 2.0t Model	6-3

CALATOG

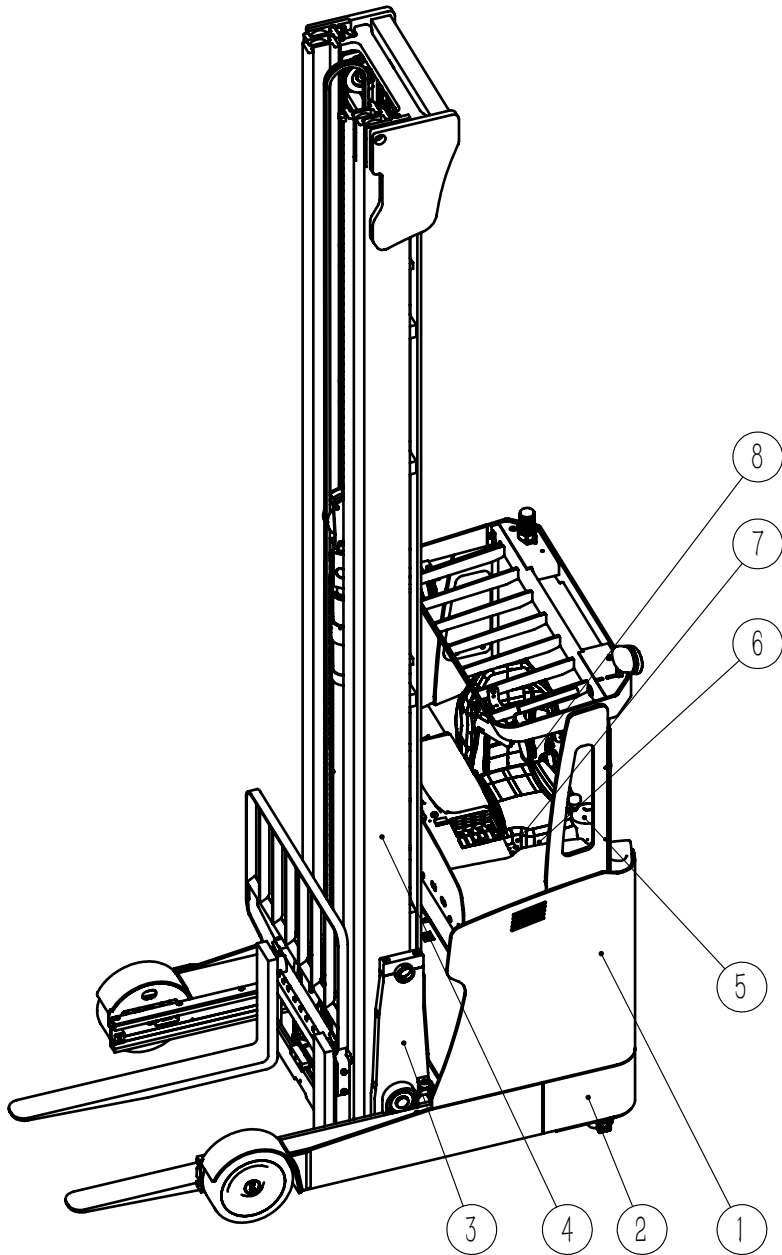
No.	Figure No.	Name	Adaptable Models	Page No.
Drive Components				
Fig.7-1	1FZ20MD00000	Drive Components	1.6t、 2.0t Model	7-1
Fig.7-2	1FZ20MD20000	Door Buckle Assembly	1.6t、 2.0t Model	7-2
Fig.7-3	TFZ16.4.4	Slewing Bearing Assembly	1.6t、 2.0t Model	7-3
Fig.7-4	TFZ20.6.3	Drive Brake Assembly	1.6t、 2.0t Model	7-4
Fig.7-5	BQD34301.1-HY	Gear Box Assembly	1.6t、 2.0t Model	7-5

CALATOG

No.	Figure No.	Name	Adaptable Models	Page No.
Electric Components				
Fig.8-1	1FZ20ME00000	Electric Components	1.6t、 2.0t Model	8-1

Fig.0-1 MFZ16M Seated Reach Truck

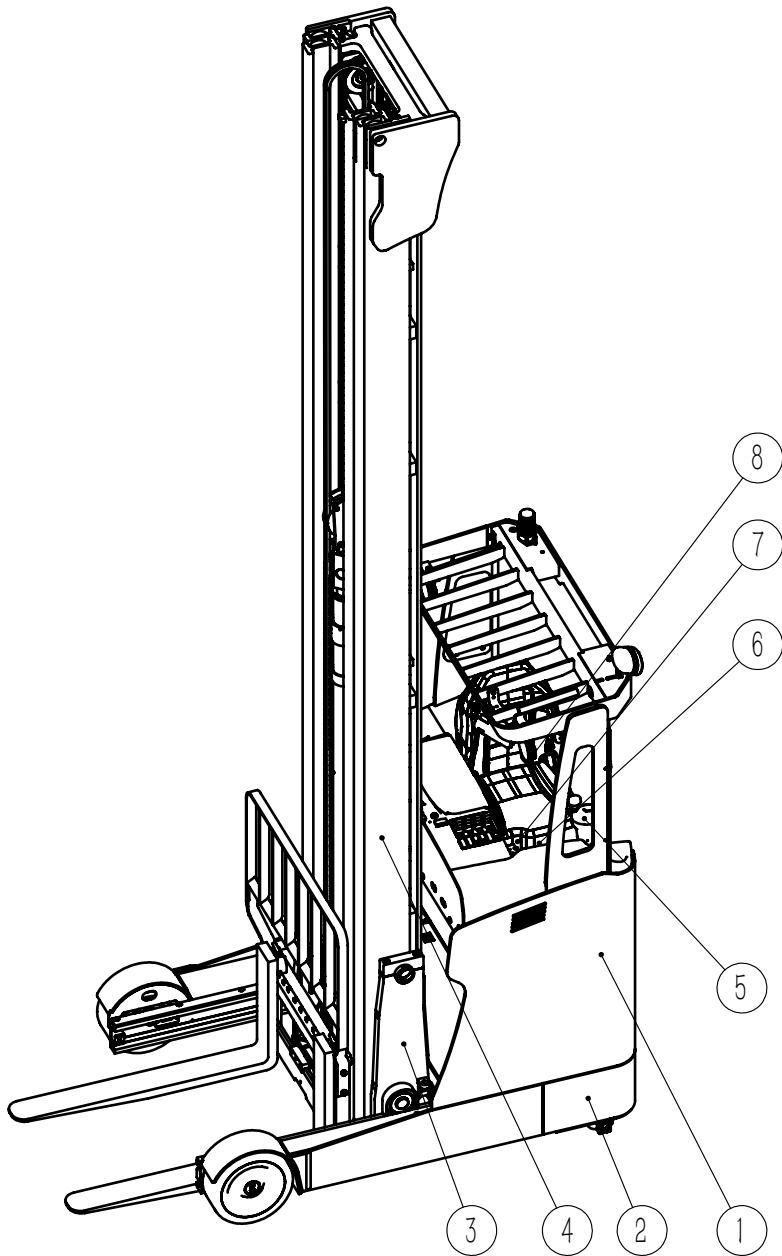
Suitable for MFZ16M & MFZ16H Model



No.	Code	Name	Qty.	Remark
1	1FZ16MA00000	Frame parts	1	
2	1FZ16MS00000	Chassis parts	1	
2	1FZ16MS00000-D	Chassis parts	1	Optional front wheel electromagnetic braking
3	1FZ20MT00000	Pulley parts	1	
3	1FZ20MT00000-B	Pulley parts	1	Optional mast buffer system
4	1FZ20MxxxT-CxDx-LT	Lifting parts	1	
5	1FZ20MC00000	Steering parts	1	
6	1FZ16MF00000	Braking parts	1	
7	1FZ20MD00000	Driving parts	1	
8	1FZ20ME00000	Electrical parts	1	
9				
10				
11				
12				
13				
14				
15				
16				
17				
18				
19				
20				
21				
22				

Fig.0-2 MFZ20M Seated Reach Truck

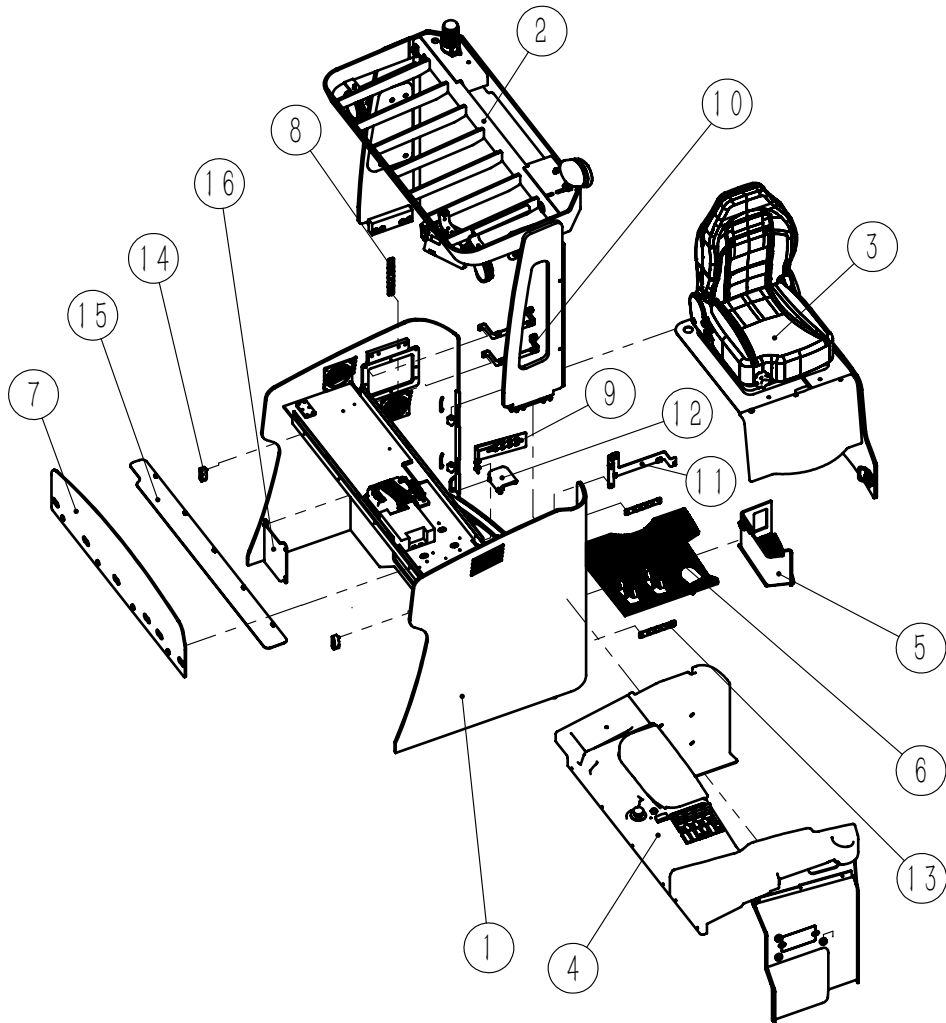
Suitable for MFZ20M & MFZ20H Model



No.	Code	Name	Qty.	Remark
1	1FZ20MA00000	Frame parts	1	
2	1FZ20MS00000	Chassis parts	1	
2	1FZ20MS00000-D	Chassis parts	1	Optional front wheel electromagnetic braking
3	1FZ20MT00000	Pulley parts	1	
3	1FZ20MT00000-B	Pulley parts	1	Optional mast buffer system
4	1FZ20MxxxT-CxDx-LT	Lifting parts	1	
5	1FZ20MC00000	Steering parts	1	
6	1FZ20MF00000	Braking parts	1	
7	1FZ20MD00000	Driving parts	1	
8	1FZ20ME00000	Electrical parts	1	
9				
10				
11				
12				
13				
14				
15				
16				
17				
18				
19				
20				
21				
22				

Fig.1-1 1FZ16MA00000 Frame Parts

Suitable for MFZ16M & MFZ16H Model



No.	Code	Name		Remark
1	1FZ20MA10000	Frame welding	1	
2	1FZ20MA20000	Overhead guard assembly	1	
3	1FZ20MA30000	Seat assembly	1	
4	1FZ20MA40000	Covering assembly	1	Without side shifter option
4	1FZ20MA40000-C	Covering assembly	1	
4	1FZ20MA40000-G	Covering assembly	1	Optional integrated handle
5	1FZ20MA50000	Level 1 pedal assembly	1	
6	1FZ20MA60000	Level 2 pedal assembly	1	
6	1FZ20MA60000-D	Level 2 pedal assembly	1	Optional front wheel electromagnetic braking
7	1FZ20MA01000	Anti-pinch guard assembly	1	
8	1FZ20MA02000	Plug-in fixing plate assembly	1	
9	1FZ20MA03000	Programmer fixing board assembly	1	
10	1FZ20MA04000	Rear cover fixing plate assembly	2	
11	1FZ20MA05000	Front fender fixing assembly	1	
12	1FZ20MA06000	Seat support plate assembly	1	
13	1FZ20MA07000	Fixed plate assembly	2	
14	BSB01.02-ZP	Shock pad assembly	2	
15	TFZ20.1.26-ZP	Battery cover assembly	1	MFZ16H
16	MFZ20.1.1.9.3-ZP	Cable cover assembly	1	
17				
18				
19				
20				
21				

Fig.1-2 1FZ20MA00000 Frame Parts

Suitable for MFZ20M & MFZ20H Model

No.	Code	Name	Qty.	Remark
1	1FZ20MA10000	Frame welding	1	
2	1FZ20MA20000	Overhead guard assembly	1	
3	1FZ20MA30000	Seat assembly	1	
4	1FZ20MA40000	Covering assembly	1	Without side shifter option
4	1FZ20MA40000-C	Covering assembly	1	
4	1FZ20MA40000-G	Covering assembly	1	Optional integrated handle
5	1FZ20MA50000	Level 1 Pedal Assembly	1	
6	1FZ20MA60000	Level 2 Pedal Assembly	1	
6	1FZ20MA60000-D	Level 2 Pedal Assembly	1	Optional front wheel electromagnetic braking
7	1FZ20MA01000	Anti-pinch guard assembly	1	
8	1FZ20MA02000	Plug-in fixing plate assembly	1	
9	1FZ20MA03000	Programmer fixing board assembly	1	
10	1FZ20MA04000	Rear cover fixing plate assembly	2	
11	1FZ20MA05000	Front fender fixing assembly	1	
12	1FZ20MA06000	Seat support plate assembly	1	
13	1FZ20MA07000	Fixed plate assembly	2	
14	BSB01.02-ZP	Shock pad assembly	2	
15	TFZ20.1.26-ZP	Battery cover assembly	1	MFZ20M
15	MFZ20.1.26F02-	Battery cover assembly	1	MFZ20H
16	ZPMFZ20.1.1.9.3-ZP	Battery cover assembly	1	
17				
18				
19				
20				

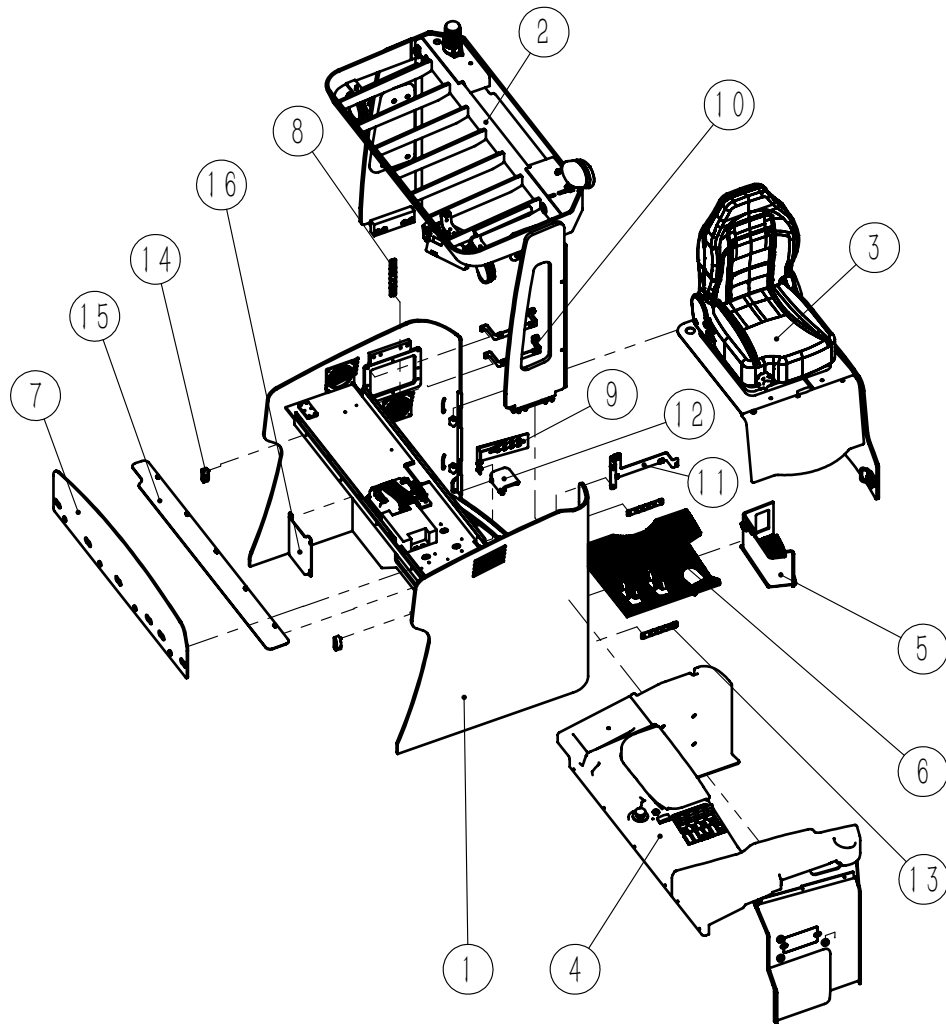
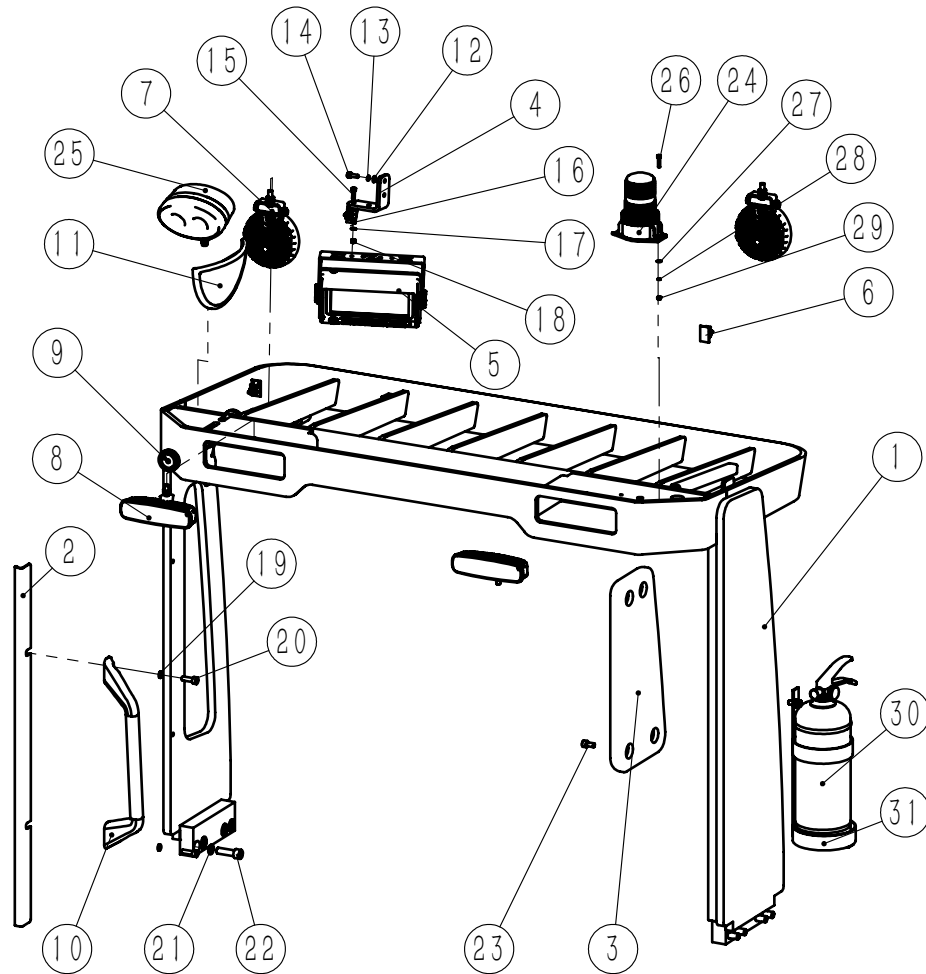


Fig.1-3 1FZ20MA20000 Safeguard Parts

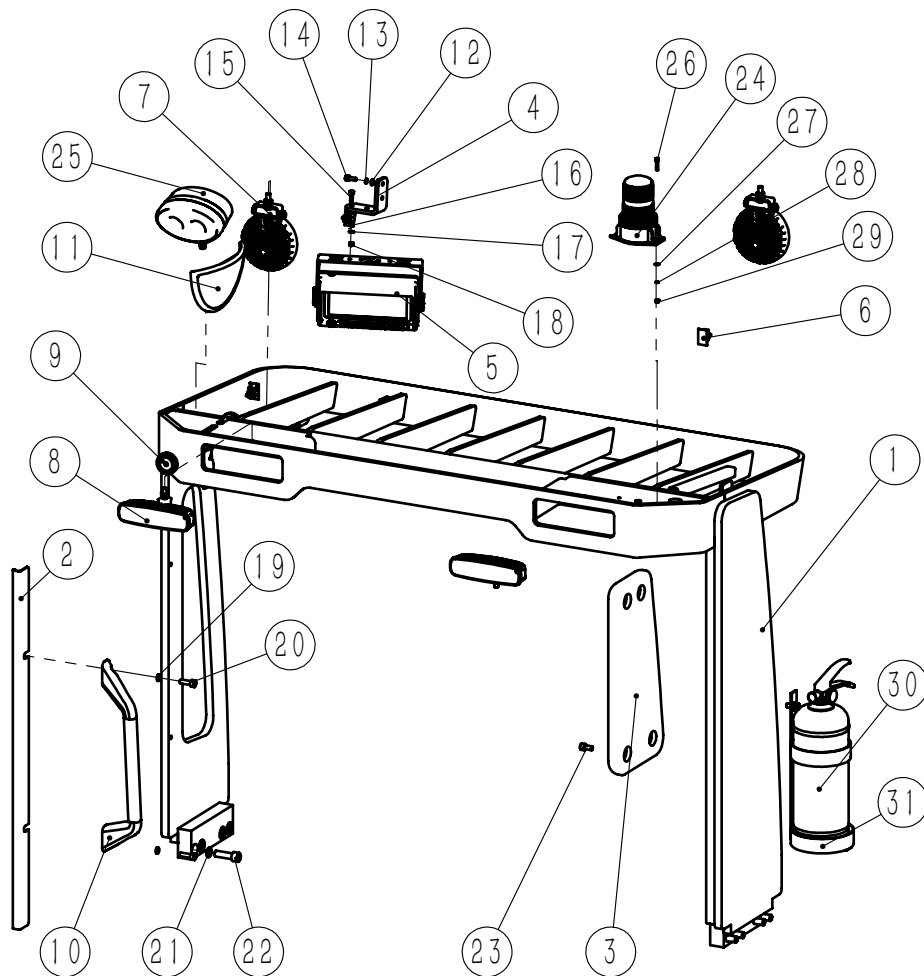
Suitable for MFZ16M、MFZ16H、MFZ20M、MFZ20H Model



No.	Code	Name	Qty.	Remark
1	1FZ20MA21000	Overhead guard assembly	1	
2	1FZ20MA20001	Display harness bezel	1	
3	MFZ20.1.2.2	Back cushion	1	
4	MCA15.1.8.2SQ	Display mounting plate	1	
5	MWHD-772M-ZC	Display assembly	1	
6	AP-1013	Adjustable wiring mount	4	
7	BYT-DD-01	LED headlight assembly	2	
8	DJ24180-D1-MHA10	Headlight assembly	2	
9	HXQ-30x35M	Pozi-type guard coil	4	
10	M643-320 B-M10	Bridge handle	1	
11	ZL-053-1	Wide angle semicircle mirror	1	
12	GB97.1 6	Flat washers	2	
13	GB93 6	Spring washers	2	
14	GB70.1 M6x16	Hex socket head cap screw	2	
15	GB70.1 M5x16	Hex socket head cap screw	2	
16	GB97.1 5	Flat washers	2	
17	GB93 5	Spring washers	2	
18	GB6170 M5	Type 1 hex nut	2	
19	GB93 8	Spring washers	2	
20	GB70.1 M8x25	Hex socket head cap screw	2	
21	GB93 12	Spring washers	8	
22	GB70.1 M12x40	Hex socket head cap screw	8	
23	GB70.1 M8x16	Hex socket head cap screw	4	
24	XRL2010B-MHA10	Warming light assembly	1	Optional

Fig.1-3 1FZ20MA20000 Safeguard Parts

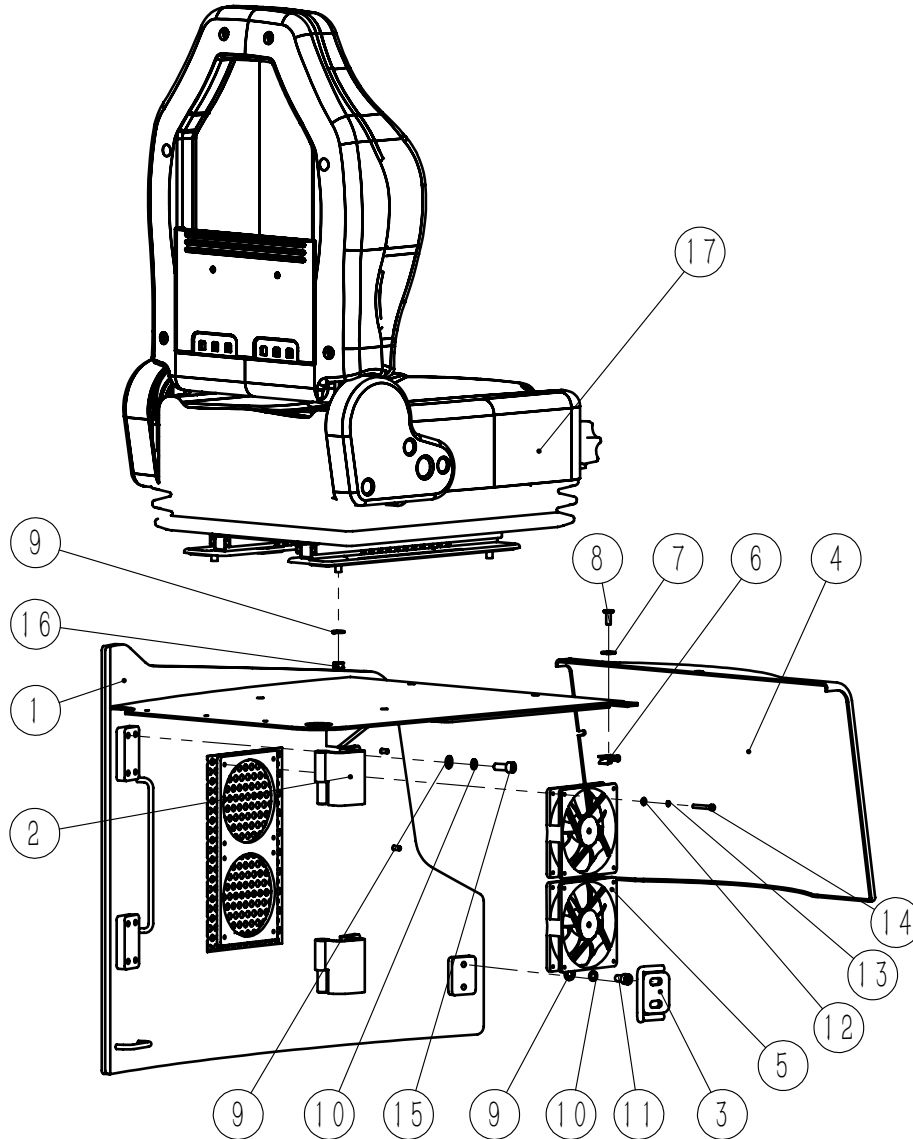
Suitable for MFZ16M, MFZ16H, MFZ20M, MFZ20H Model



No.	Code	Name	Qty.	Remark
25	LGD-0001-MHA10	Blue light assembly	1	
26	GB70.1 M4x20	Hex socket head cap screw	2	
27	GB97.1 4	Flat washers	2	
28	GB93 4	Spring washers	2	
29	GB6170 M4	Type 1 Hex Nut	2	
30	MFZ-ABC2	Portable Dry Powder Fire Extinguisher	1	Optional
31	MHQZJ-01	Fire extinguisher bracket	1	Optional
32				
33				
34				
35				
36				
37				
38				
39				
40				
41				
42				
43				
44				
45				
46				
47				
48				

Fig.1-4 1FZ20MA30000 Seat Parts

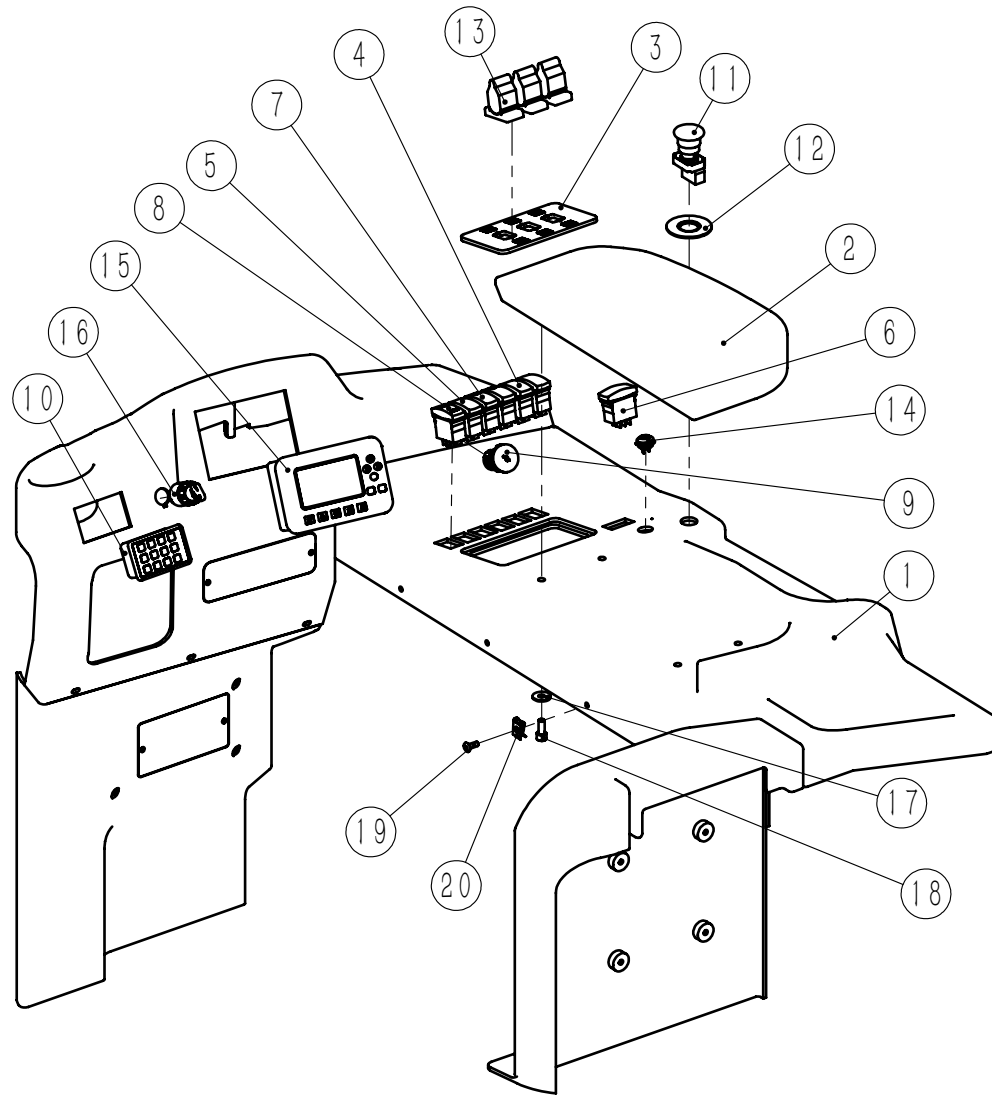
Suitable for MFZ16M、MFZ16H、MFZ20M、MFZ20H Model



No.	Code	Name	Qty.	Remark
1	1FZ20MA31000	Seat welding	1	
2	1FZ20MA32000	Seat connection shaft welding	2	
3	1FZ20MA33000	Door hook welding	1	
4	1FZ20MA30001	Seat cover	1	
5	FS12025-24-2-ZC	Fan assembly	2	
6	LP-133 M6	Reed nut	3	
7	GB96.1 6	Large washer	3	
8	DB-S M6x16	Chamfered hexagon socket screw	3	
9	GB97.1 8	Flat washers	14	
10	GB93 8	Spring washers	10	
11	GB70.1 M8x16	Hex socket head cap screw	2	
12	GB97.1 4	Flat washers	8	
13	GB93 4	Spring washers	8	
14	GB70.1 M4x30	Hex socket head cap screw	8	
15	GB70.1 M8x20	Hex socket head cap screw	8	
16	GB889.1 M8	Type 1 non-metallic insert hex lock nuts	4	
17	BF6-2B-PVC	Leather seat assembly	1	
17	BF6-3AB-PVC	Full suspension shock absorbing seat assembly	1	Optional
18				
19				
20				
21				
22				
23				

Fig.1-5 1FZ20MA40000 Covering Parts

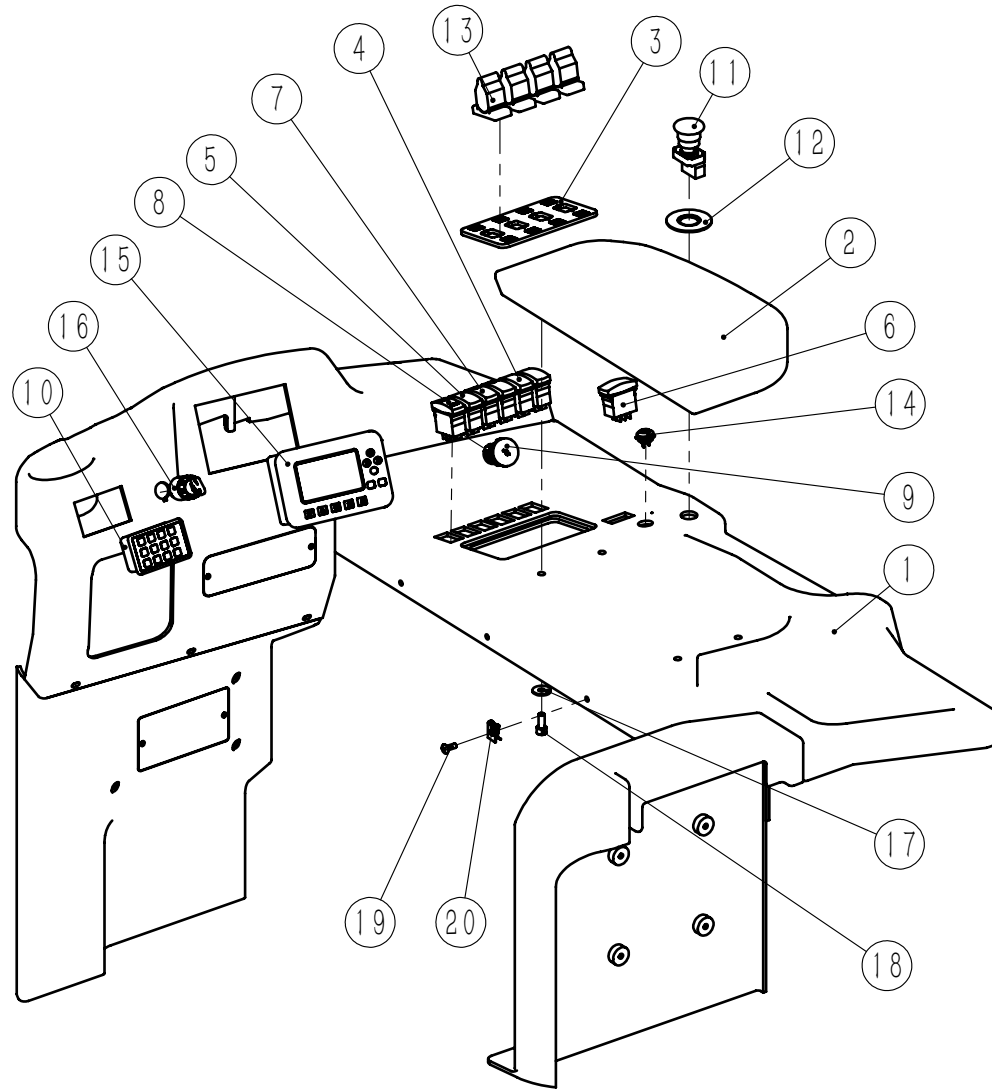
Suitable for MFZ16M、MFZ16H、MFZ20M、MFZ20H Model



No.	Code	Name	Qty.	Remark
1	1FZ20MA41000	Cover parts purchased components	1	
2	1FZ20MA40001	Covering parts armrest	1	
3	1FZ20MA40002	Thumb switch mounting plate	1	
4	CV1B2A50B-1AZWG-100	Rocker switch	2	Headlight switch
5	CVV-00009279	Rocker switch	1	P position switch
6	CVV-00009280	Rocker switch	1	Driving direction switch
7	CVV-00009308	Rocker switch	2	One-button return to center switch
8	CVV-00009281	Rocker switch	1	180/360 degree switch
9	C832833B700	Vehicle USB charger socket	1	
10	EKS-E-C-OPS	Password lock with card swiping function	1	
11	NP2-BS542	Emergency switch	1	
12	NP2-BY9330	Emergency switch identification	1	
13	JC120-0002-2	Thumb switch assembly	3	
14	ZS19H-10-R-1	Horn switch assembly	1	
15	JCP200-1FZ20M-V10	Controller	1	
16	JK410	Ignition switch	1	
17	GB96.1 8	Large washer	4	
18	GB70.1 M8x20	Hex socket head cap screw	4	
19	DB-S M6x16	Chamfered hexagon socket screw	10	
20	LP-133 M6	Reed nut	10	
21				
22				
23				
24				

Fig.1-6 1FZ20MA40000-C Covering Parts

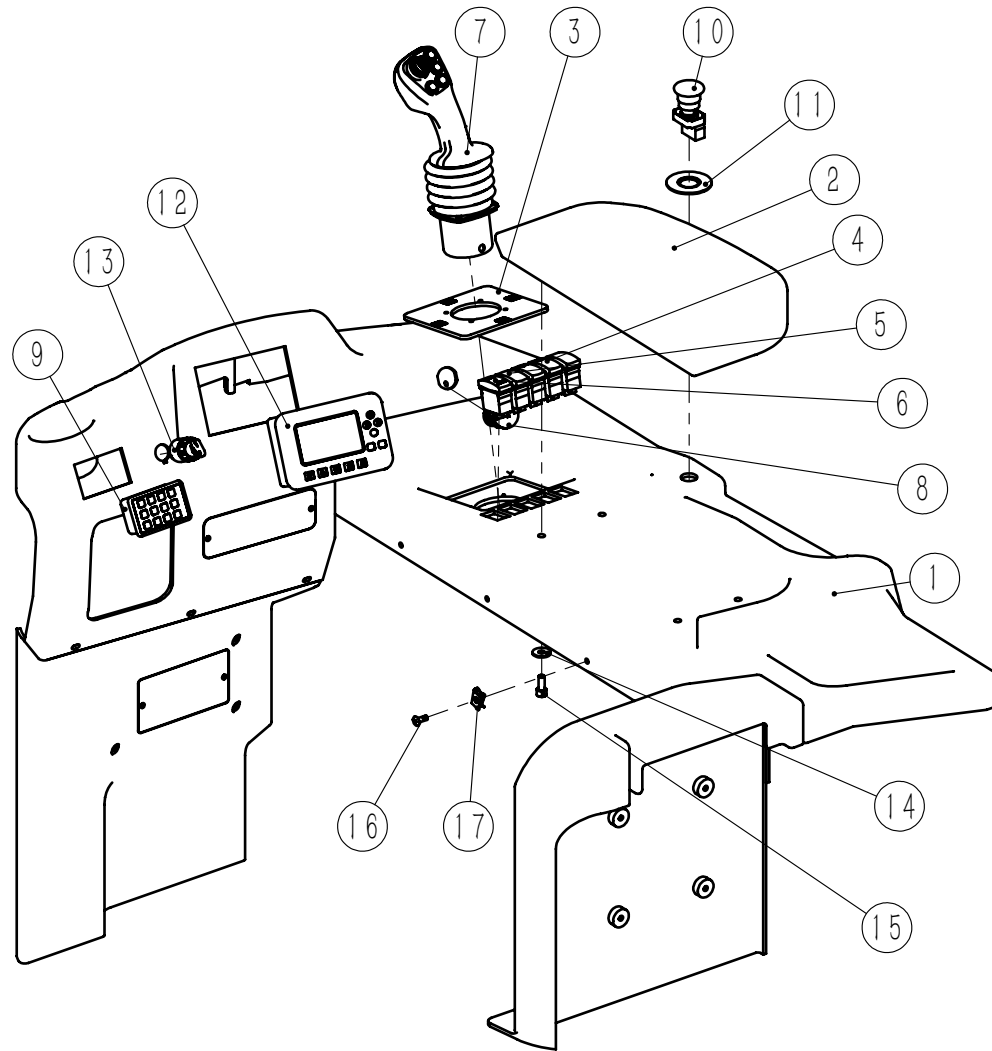
Suitable for MFZ16M、MFZ16H、MFZ20M、MFZ20H Model



No.	Code	Name	Qty.	Remark
1	1FZ20MA41000	Cover parts purchased components	1	
2	1FZ20MA40001	Covering parts armrest	1	
3	1FZ20MA40002-C	Thumb switch mounting plate	1	
4	CV1B2A50B-1AZWG-100	Rocker switch	2	Headlight switch
5	CVV-00009279	Rocker switch	1	P position switch
6	CVV-00009280	Rocker switch	1	Driving direction switch
7	CVV-00009308	Rocker switch	2	One-button return to center switch
8	CVV-00009281	Rocker switch	1	180/360 degree switch
9	C832833B700	Vehicle USB charger socket	1	
10	EKS-E-C-OPS	Password lock with card swiping function	1	
11	NP2-BS542	Emergency switch	1	
12	NP2-BY9330	Emergency switch identification	1	
13	JC120-0002-2	Thumb switch assembly	4	
14	ZS19H-10-R-1	Horn switch assembly	1	
15	JCP200-1FZ20M-V10	Horn switch assembly	1	
16	JK410	Ignition switch	1	
17	GB96.1 8	Large flasher	4	
18	GB70.1 M8x20	Hex socket head cap screw	4	
19	DB-S M6x16	Chamfered hexagon socket screw	10	
20	LP-133 M6	Reed nut	10	
21				
22				
23				
24				

Fig.1-7 1FZ20MA40000-G Covering Parts

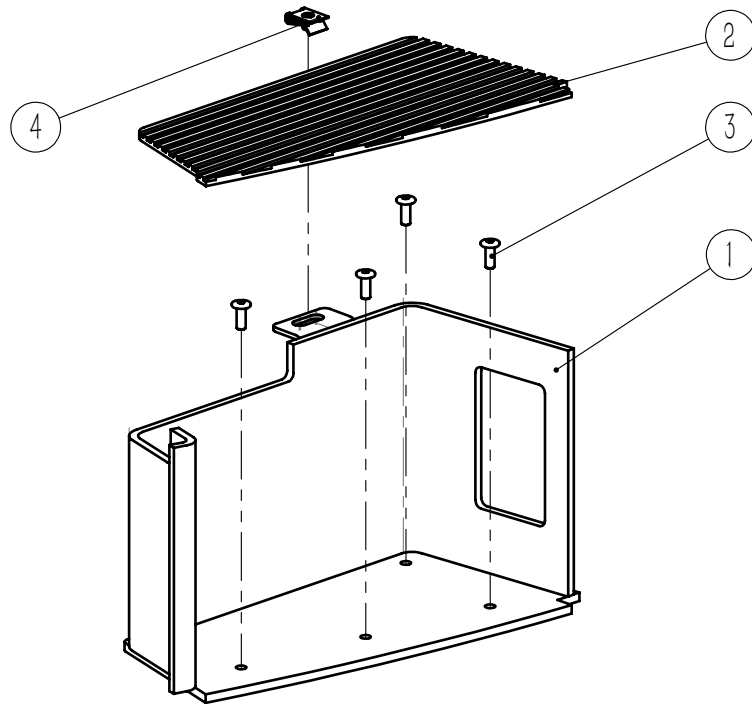
Suitable for MFZ16M、MFZ16H、MFZ20M、MFZ20H Model



No.	Code	Name	Qty.	Remark
1	1FZ20MA41000-G	Cover parts purchased components	1	
2	1FZ20MA40001	Covering parts armrest	1	
3	1FZ20MA40002-G	Integrated handle mounting plate	1	
4	CV1B2A50B-1AZWG-100	Rocker switch	2	Headlight switch
5	CVV-00009308	Rocker switch	2	One-button return to center switch
6	CVV-00009281	Rocker switch	1	180/360 degree switch
7	V25B25R-500	Jessmann integrated handle assembly	1	
8	C832833B700	Vehicle USB charger socket	1	
9	EKS-E-C-OPS	Password lock with card swiping function	1	
10	NP2-BS542	Emergency switch	1	
11	NP2-BY9330	Emergency switch identification	1	
12	JCP200-1FZ20M-V10	Controller	1	
13	JK410	Ignition switch	1	
14	GB96.1 8	Larger flasher	4	
15	GB70.1 M8x20	Hex socket head cap screw	4	
16	DB-S M6x16	Chamfered hexagon socket screw	10	
17	LP-133 M6	Reed nut	10	
18				
19				
20				
21				
22				
23				
24				

Fig.1-8 1FZ20MA50000 Level 1 Pedal Assembly

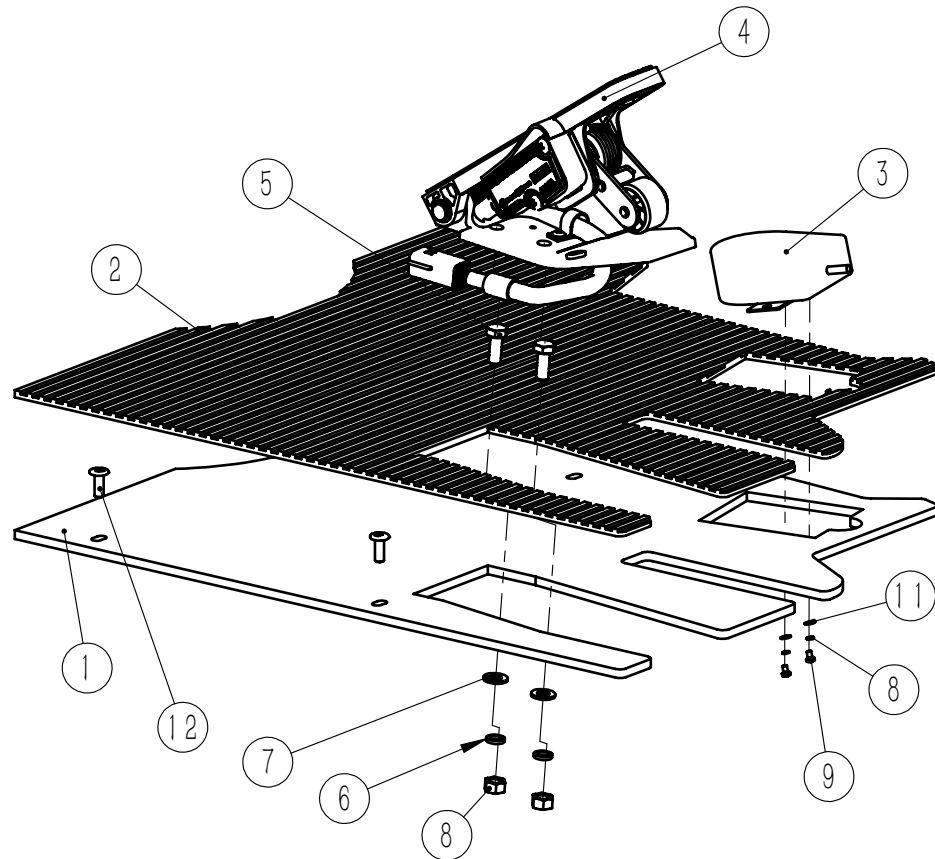
Suitable for MFZ16M, MFZ16H, MFZ20M, MFZ20H



No.	Code	Name	Qty.	Remark
1	1FZ20MA51000	Level 1 pedal welding	1	
2	1FZ20MA50001	Level 1 pedal adhesive pad	1	
3	DB-S M6x16	Inverted side inner hexagon screw	4	
4	LP-133 M6	Oboe nut	1	
5				
6				
7				
8				
9				
10				
11				
12				
13				
14				
15				
16				
17				
18				
19				
20				
21				
22				
23				
24				

Fig. 1-9 1FZ20MA60000 Secondary Pedal Assembly

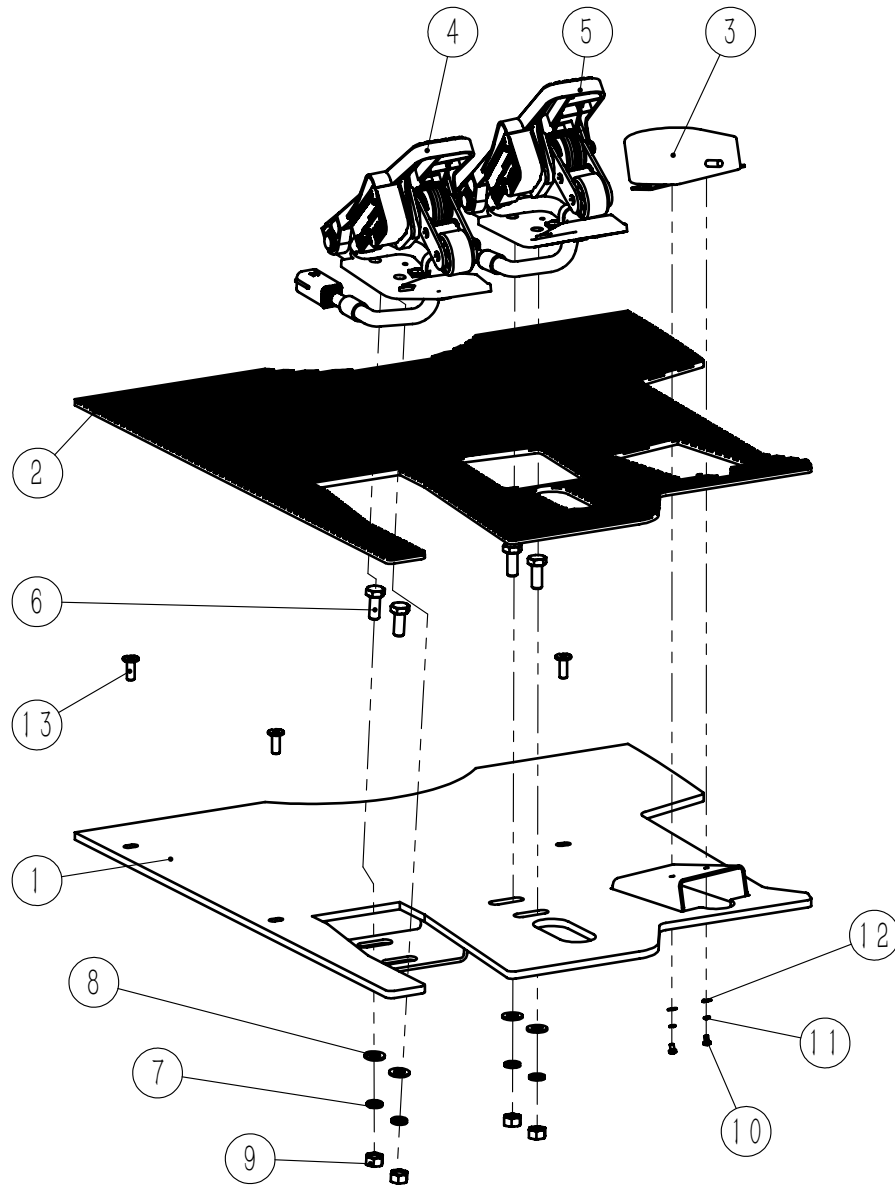
Suitable for MFZ16M, MFZ16H, MFZ20M, MFZ20H



No.	Code	Name	Qty.	Remark
1	1FZ20MA61000	Secondary pedal welding	1	
2	1FZ20MA60001	Secondary pedal adhesive pad	1	
3	FS-91-10-1-18/3-ZC	Self-control switch	1	
4	FZ3-132-133	Accelerator - Comesys	1	
5	GB5783 M8x30	Hexagon headed bolt	2	
6	GB93 8	Lock washer	2	
7	GB97.1 8	Plain washer	2	
8	GB6170 M8	Type 1 hexagon nut	2	
9	GB818 M3x5	Cross slot head screw	2	
10	GB93 3	Spring washer	2	
11	GB97.1 3	Plain washer	2	
12	DB-S M6x16	Inverted side inner hexagon screw	3	
13				
14				
15				
16				
17				
18				
19				
20				
21				
22				
23				
24				

Fig.1-10 1FZ20MA60000-D Secondary Pedal Assembly

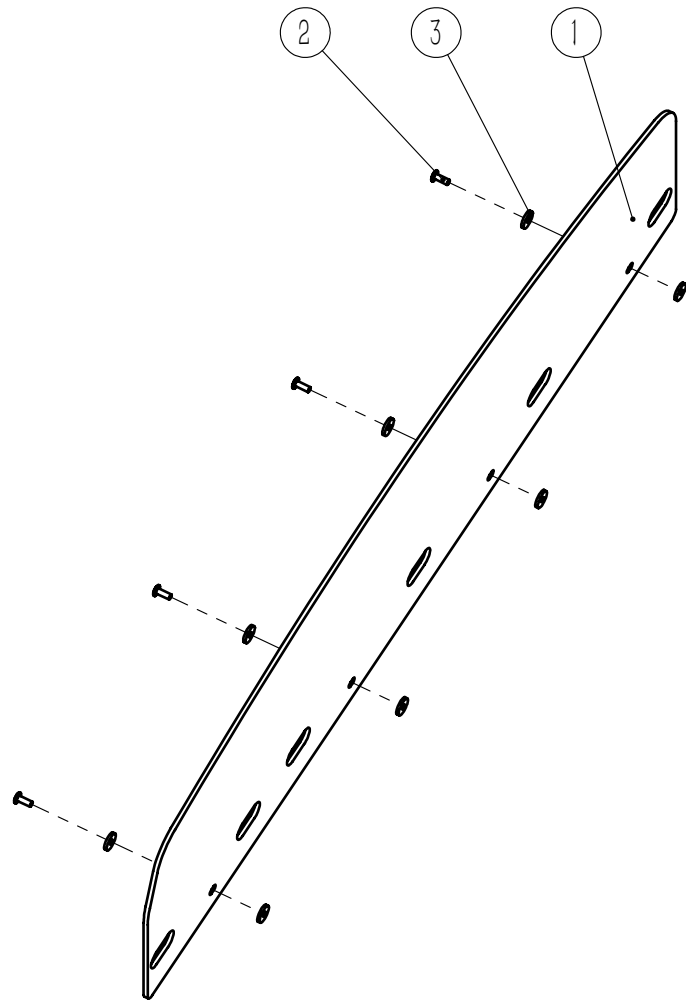
Suitable for MFZ16M、MFZ16H、MFZ20M、MFZ20H



No.	Code	Name	Qty.	Remark
1	1FZ20MA61000-D	Secondary pedal welding	1	
2	1FZ20MA60001-D	Secondary pedal adhesive pad	1	
3	FS-91-10-1-18/3-ZC	Self-control switch	1	
4	FZ3-132-133	Accelerator- -Comesys	1	
5	JCTH-ICE-ZD	Accelerator	1	
6	GB5783 M8x30	Hexagon headed bolt	4	
7	GB93 8	Spring washer	4	
8	GB97.1 8	Plain washer	4	
9	GB6170 M8	Type 1 hexagon nut	4	
10	GB818 M3x5	Cross slot head screw	2	
11	GB93 3	Spring washer	2	
12	GB97.1 3	Plain washer	2	
13	DB-S M6x16	Inverted side inner hexagon screw	3	
14				
15				
16				
17				
18				
19				
20				
21				
22				
23				
24				

Fig. 1-11 1FZ20MA01000 Anti-clamp Hand Baffle Assembly

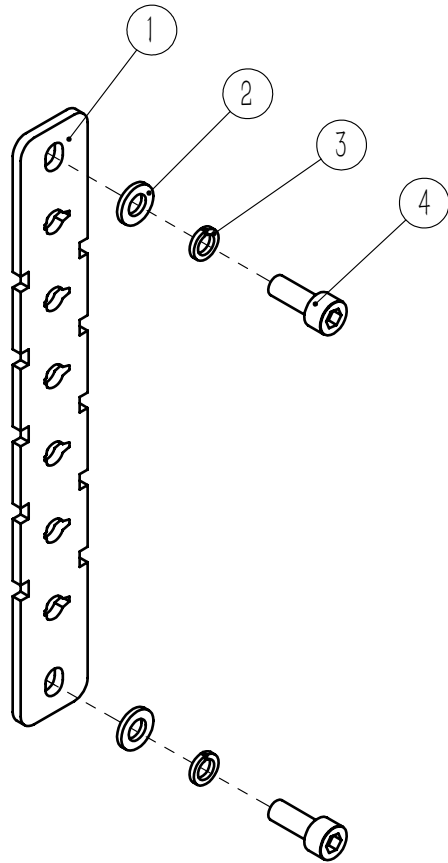
Suitable for MFZ16M, MFZ16H, MFZ20M, MFZ20H



No.	Code	Name	Qty.	Remark
1	1FZ20MA01001	Anti-clip hand baffle	1	
2	DB-S M6×16	Inverted side inner hexagon screw	4	
3	TFZ16.1.25	Silicone flat pad	8	
4				
5				
6				
7				
8				
9				
10				
11				
12				
13				
14				
15				
16				
17				
18				
19				
20				
21				
22				
23				
24				

Fig. 1-12 1FZ20MA02000 Plug-in Fixing Board Assembly

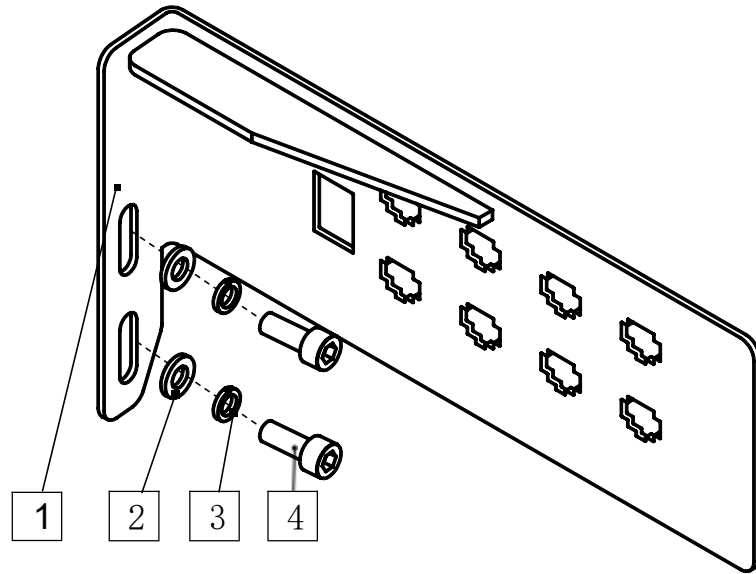
Suitable for MFZ16M, MFZ16H, MFZ20M, MFZ20H



No.	Code	Name	Qty.	Remark
1	1FZ20MA02001	Plug-in fixed board	1	
2	GB97.1 6	Plain washer	2	
3	GB93 6	Spring washer	2	
4	GB70.1 M6x16	Inner hexagon cylindrical head screw	2	
5				
6				
7				
8				
9				
10				
11				
12				
13				
14				
15				
16				
17				
18				
19				
20				
21				
22				
23				
24				

Fig.1-13 1FZ20MA03000 Programmer Fixing Board Assembly

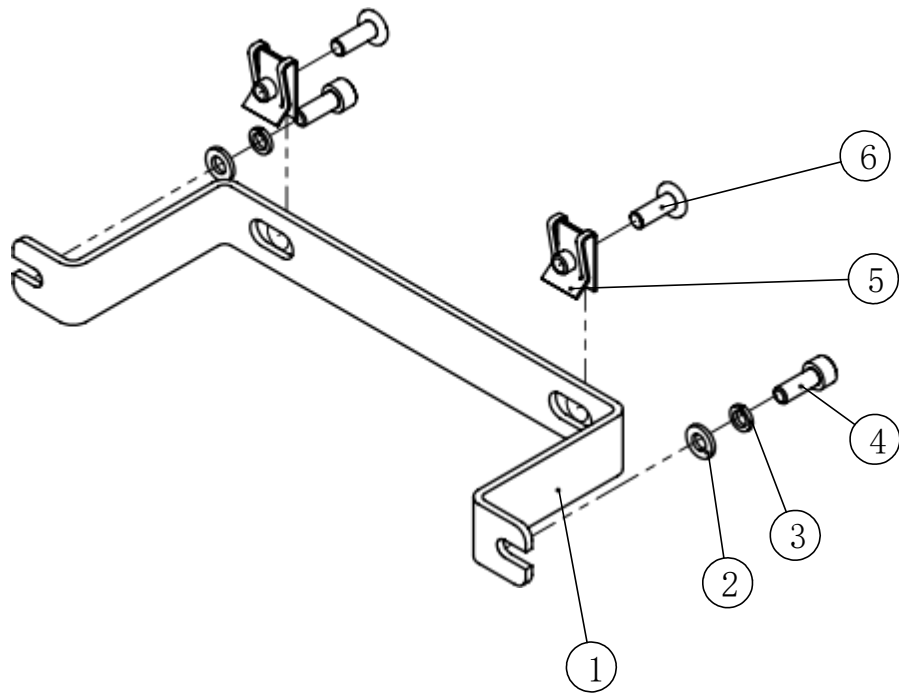
Suitable for MFZ16M, MFZ16H, MFZ20M, MFZ20H



No.	Code	Name	Qty.	Remark
1	1FZ20MA03100	Programmer fixed plate solder	1	
2	GB97.1 6	Plain washer	2	
3	GB93 6	Spring washer	2	
4	GB70.1 M6×16	Inner hexagon cylindrical head screw	2	
5				
6				
7				
8				
9				
10				
11				
12				
13				
14				
15				
16				
17				
18				
19				
20				
21				
22				
23				
24				

Fig.1-14 1FZ20MA04000 Rear Overlay Piece Fixed Plate Assembly

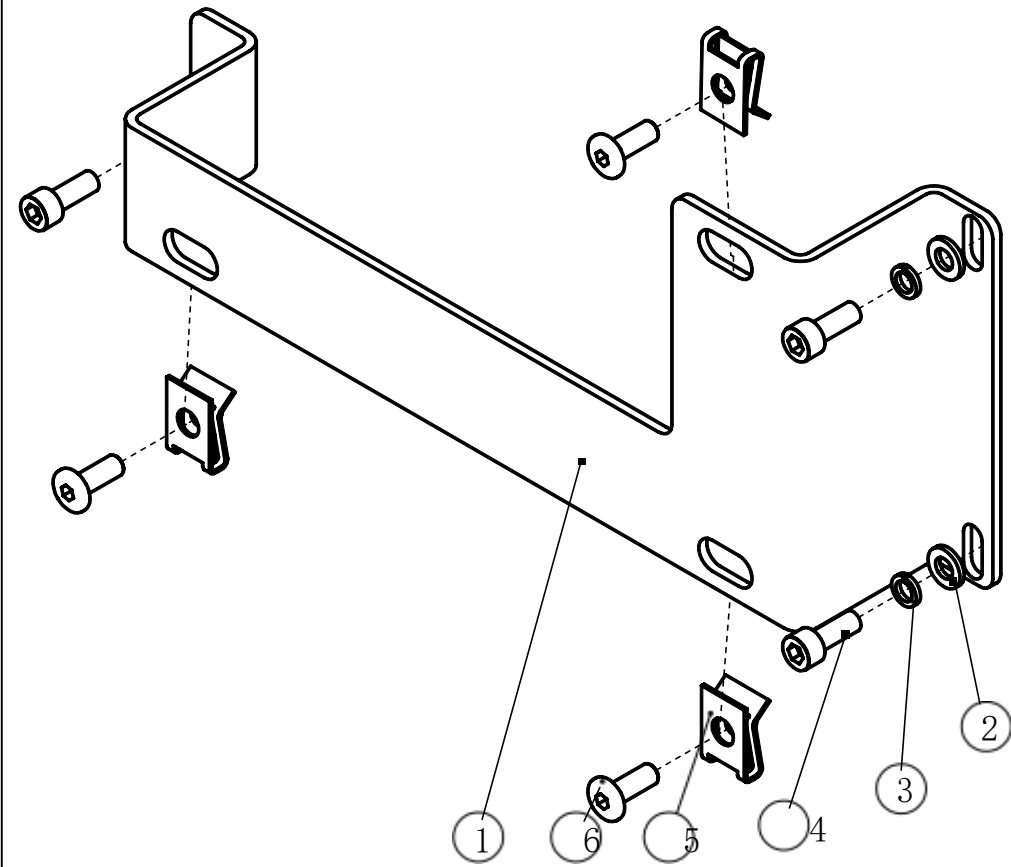
Suitable for MFZ16M、MFZ16H、MFZ20M、MFZ20H



No.	Code	Name	Qty.	Remark
1	1FZ20MA04001	Rear cover fixing plate	1	
2	GB97.1 6	Plain washer	2	
3	GB93 6	Spring washer	2	
4	GB70.1 M6×16	Inner hexagon cylindrical head screw	2	
5	LP-133 M6	Oboe nut	2	
6	DB-S M6×1639	Inverted side inner hexagon screw	2	
7				
8				
9				
10				
11				
12				
13				
14				
15				
16				
17				
18				
19				
20				
21				
22				
23				
24				

Fig.1-15 1FZ20MA05000 Front Baffle Retaining Assembly

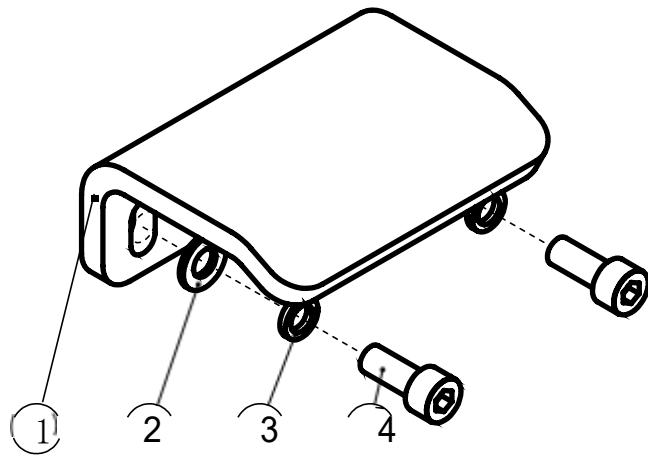
Suitable for MFZ16M、MFZ16H、MFZ20M、MFZ20H



No.	Code	Name	Qty.	Remark
1	1FZ20MA05001	Cover the front baffle retaining plate	1	
2	GB97.1 6	Plain washer	3	
3	GB93 6	Spring washer	3	
4	GB70.1 M6×16	Inner hexagon cylindrical head screw	3	
5	LP-133 M6	Oboe nut	3	
6	DB-S M6×16	Inverted side inner hexagon screw	3	
7				
8				
9				
10				
11				
12				
13				
14				
15				
16				
17				
18				
19				
20				
21				
22				
23				
24				

Fig.1-16 1FZ20MA06000 Seat Support Plate Assembly

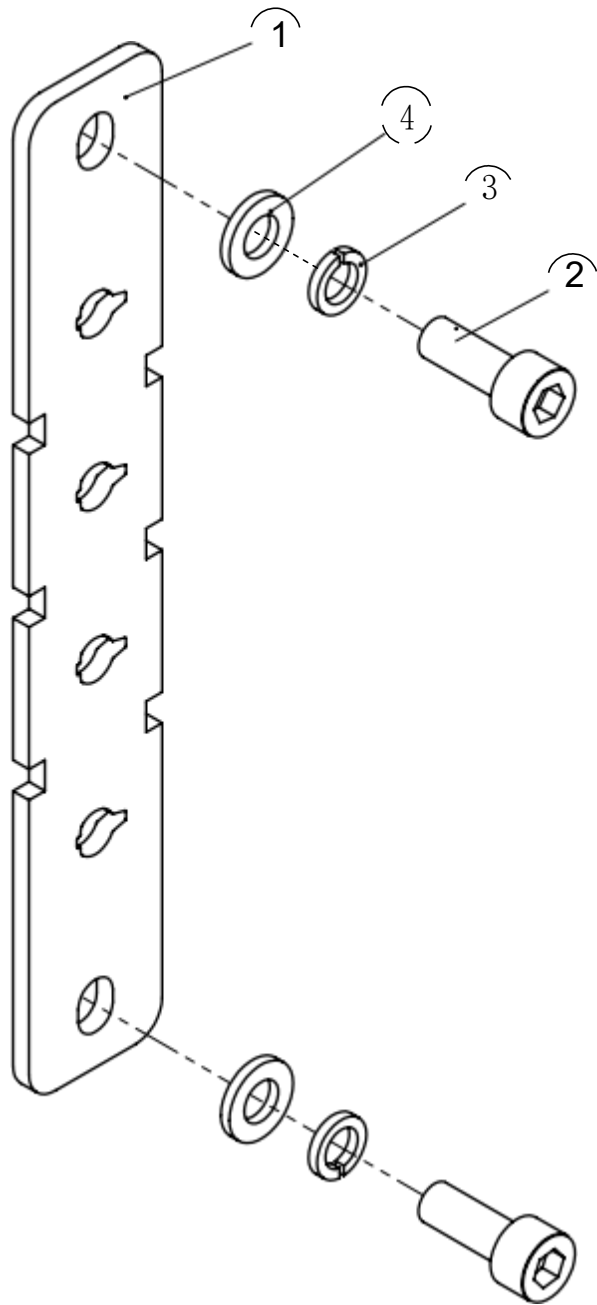
Suitable for MFZ16M、MFZ16H、MFZ20M、MFZ20H



No.	Code	Name	Qty.	Remark
1	1FZ20MA06001	Seat support plate	1	
2	GB97.1 8	Plain washer	2	
3	GB93 8	Spring washer	2	
4	GB70.1 M8×20	Inner hexagon cylindrical head screw	2	
5				
6				
7				
8				
9				
10				
11				
12				
13				
14				
15				
16				
17				
18				
19				
20				
21				
22				
23				
24				

Fig.1-17 1FZ20MA07000 Fixed Board Assembly

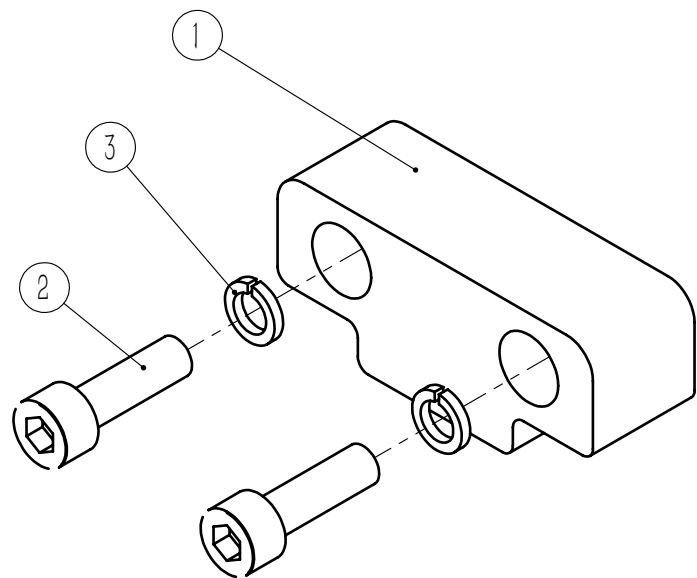
Suitable for MFZ16M、MFZ16H、MFZ20M、MFZ20H



No.	Code	Name	Qty.	Remark
1	1FZ20MA07001	Fixed board	1	
2	GB70.1 M6×16	Inner hexagon cylindrical head screw	2	
3	GB93 6	Spring washer	2	
4	GB97.1 6	Plain washer	2	
5				
6				
7				
8				
9				
10				
11				
12				
13				
14				
15				
16				
17				
18				
19				
20				
21				
22				
23				
24				

图1-18 BSB01.02-ZP 减震垫装配

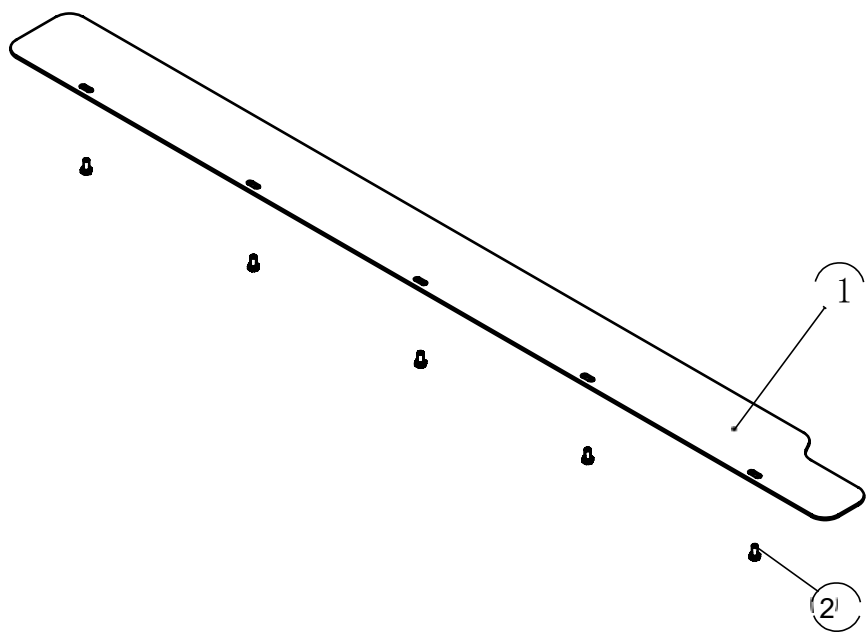
适用于MFZ16M、MFZ16H、MFZ20M、MFZ20H车型



序号	代号	名称	数量	备注或适用车型
1	BSB01.02	减震垫	1	
2	GB70.1 M6×20	内六角圆柱头螺钉	2	
3	GB93 6	弹簧垫圈	2	
4				
5				
6				
7				
8				
9				
10				
11				
12				
13				
14				
15				
16				
17				
18				
19				
20				
21				
22				
23				
24				

Fig.1-19 TFZ20.1.26-ZP Battery cover assembly

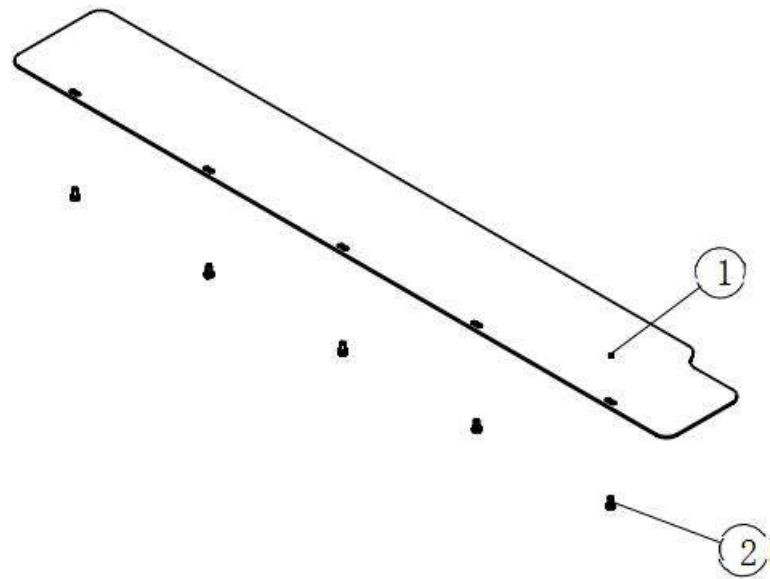
Suitable to MFZ16H, MFZ20M Models



No.	Code	Name	Qty.	Remark
1	TFZ20.1.26	Battery cover	1	
2	GB5783 M6×12	Hex head bolt	5	
3				
4				
5				
6				
7				
8				
9				
10				
11				
12				
13				
14				
15				
16				
17				
18				
19				
20				
21				
22				
23				
24				

Fig.1-20 MFZ20.1.26F02-ZP Battery cover assembly

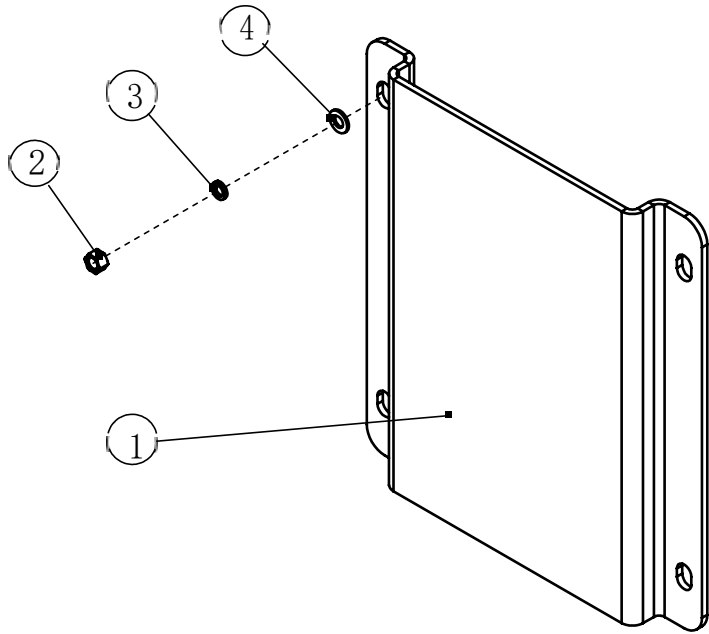
Suitable to MFZ20H Model



No.	Code	Name	Qty.	Remark
1	MFZ20.1.26F02	Battery cover	1	
2	GB5783 M6×12	Hex head bolt	5	
3				
4				
5				
6				
7				
8				
9				
10				
11				
12				
13				
14				
15				
16				
17				
18				
19				
20				
21				
22				
23				
24				

Fig.1-21 MFZ20.1.1.9.3-ZP Cable Cover Assembly

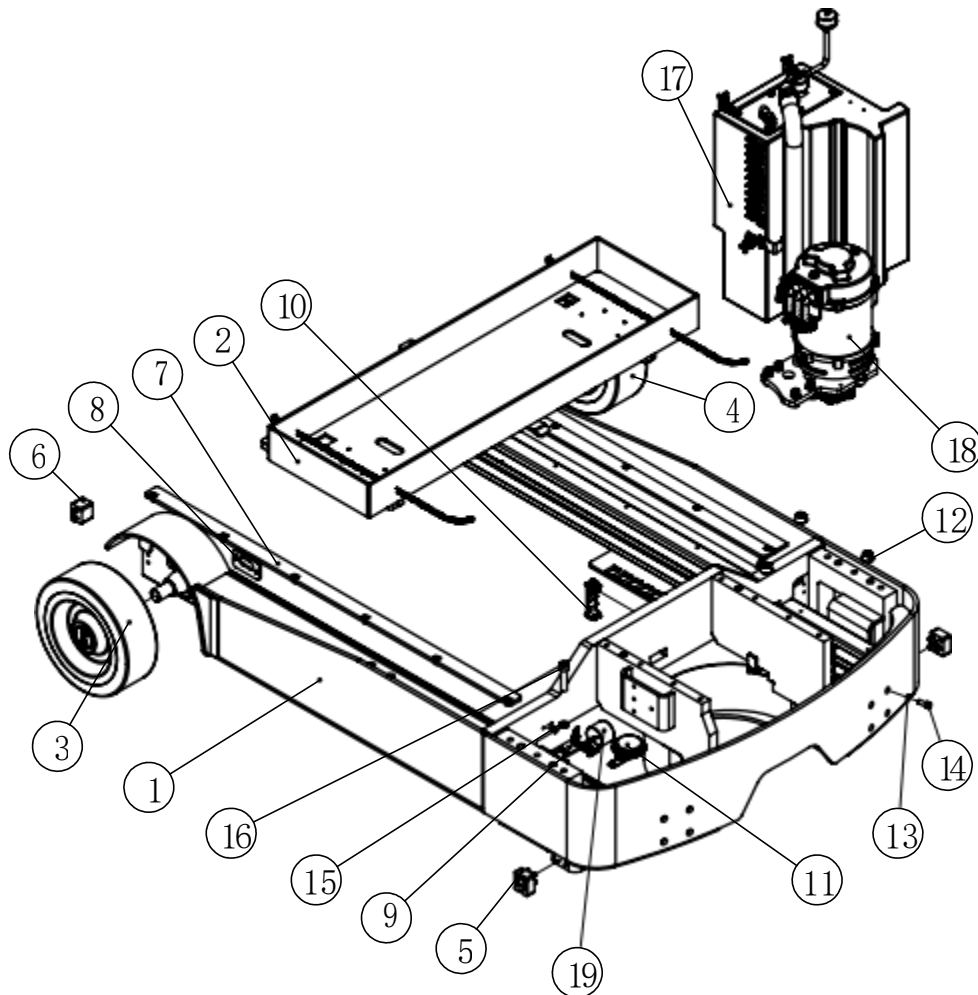
Suitable to MFZ16M、MFZ16H、MFZ20M、MFZ20H Model



No.	Code	Name	Qty.	Remark
1	MFZ20.1.1.9.3	cable cover	1	
2	GB6170 M5	Type 1 hex nut	4	
3	GB93 5	Spring washer	4	
4	GB97.1 5	Flat Washers	4	
5				
6				
7				
8				
9				
10				
11				
12				
13				
14				
15				
16				
17				
18				
19				
20				
21				
22				
23				
24				

Fig.2-1 1FZ16MS00000 Chassis Parts

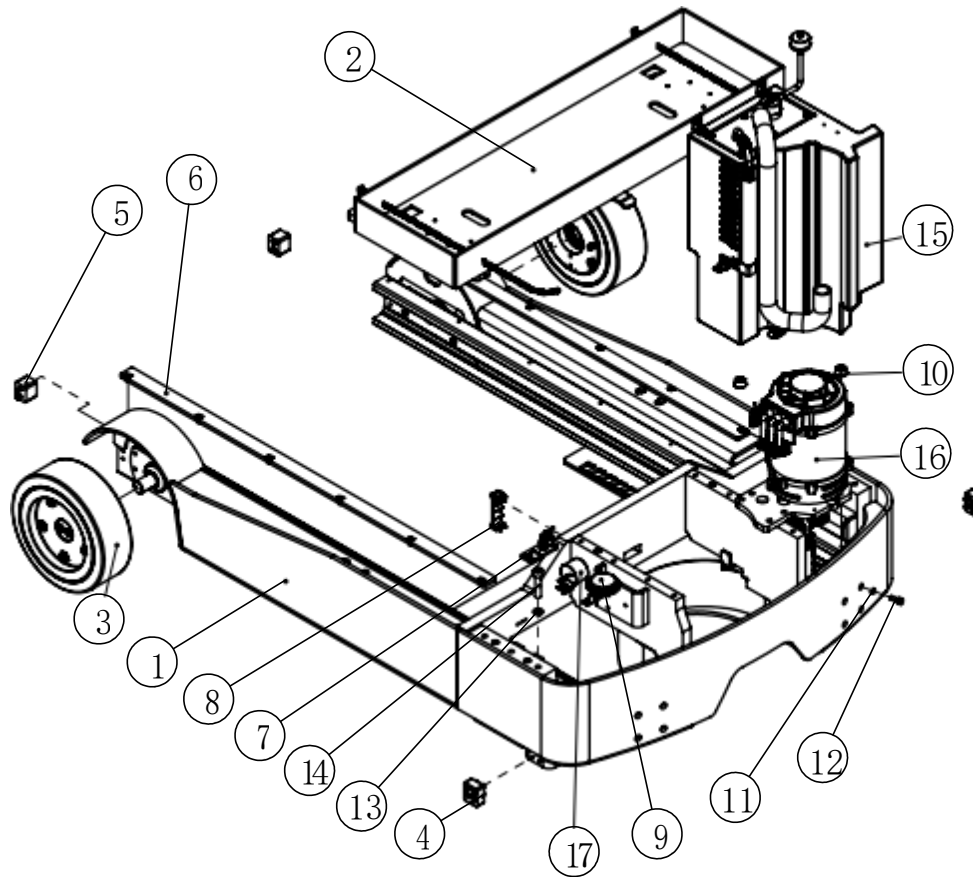
Suitable to MFZ16M, MFZ20H Model



No.	Code	Name	Qty.	Remark
1	1FZ16MS10000	Chassis welding	1	
2	1FZ20HS20000	Battery rack assembly	1	48V/700Ah
2	1FZ20MS20000	Battery rack assembly	1	48V/560Ah
2	1FZ16MS20000	Battery rack assembly	1	48V/420Ah
3	1FZ16MS31000	Left load wheel assembly	1	
4	1FZ16MS32000	Right load wheel assembly	1	
5	1FZ20MS01000	Anti-tip block assembly	2	Standard equipment with a lifting height of 6.3 meters or more
6	1FZ20MS02000	Outrigger anti-collision block assembly	2	
7	1FZ20MS03000	Outrigger pad assembly	2	
8	1FZ20MS04000	Outrigger channel steel cover plate assembly	2	
9	1FZ20MS05000	Rearward proximity switch assembly	1	
10	1FZ20MS06000	Oil pipe clamp mounting plate assembly	2	
11	DL2280-12V-ZP	Electric horn assembly	1	
12	XJJZD06322418	Rubber Shock Pads	3	
13	GB93 10	Spring washer	4	
14	GB70.1 M10×25	Hex socket head cap screw	4	
15	GB93 16	Spring washer	6	
16	GB70.1 M16×1.5×70	Hex socket head cap screw	6	
17	1FZ20MH10000	Fuel tank components	1	
18	1FZ20SH20000	Oil pump motor assembly components	1	
18	1FZ20MH20000	Oil pump motor assembly components	1	Option
19	DJB-24B-ZP-A	Reverse buzzer assembly	1	Option
20				
21				

Fig.2-2 1FZ16MS00000-D Chassis Parts

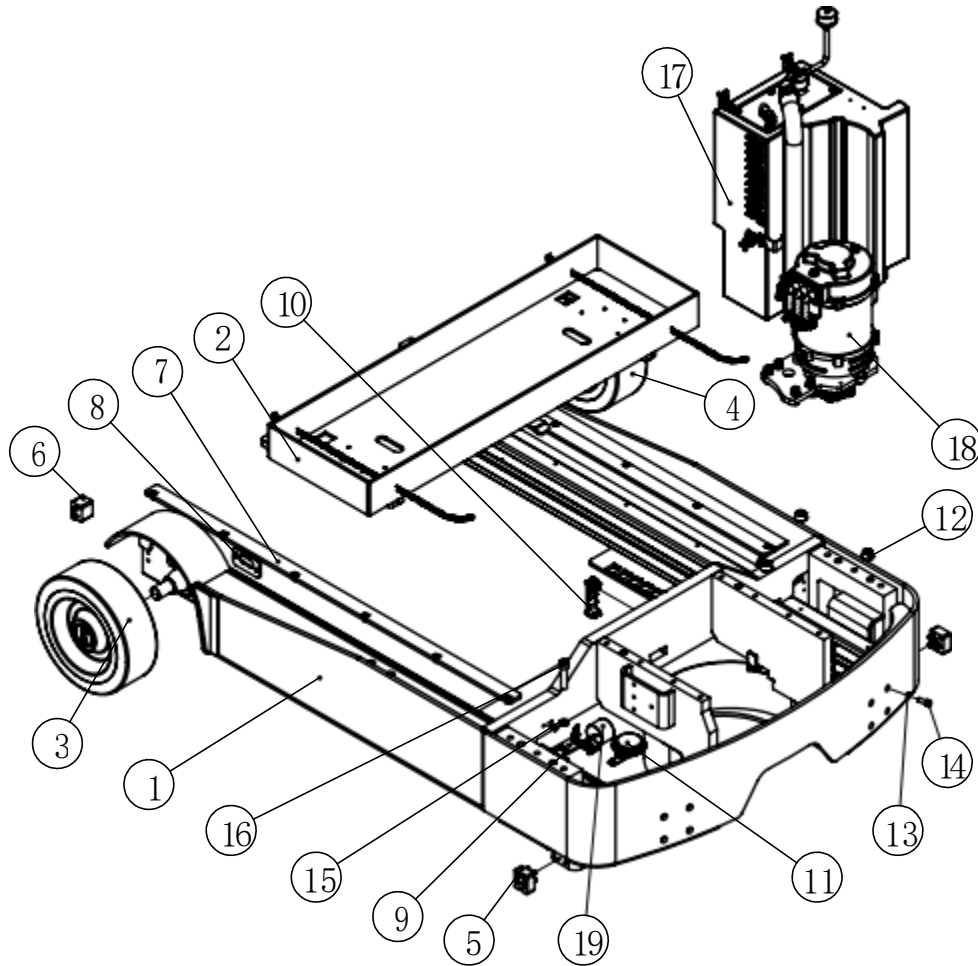
Suitable to MFZ16M, MFZ16H front wheel electromagnetic brake models



No.	Code	Name	Qty.	Remark
1	1FZ16MS10000-D	Chassis welding	1	
2	1FZ20HS20000	Battery rack assembly	1	48V/700Ah
2	1FZ20MS20000	Battery rack assembly	1	48V/560Ah
2	1FZ16MS20000	Battery rack assembly	1	48V/420Ah
3	1FZ16MS31000-D	Load wheel assembly	1	
4	1FZ20MS01000	Anti-tip block assembly	2	Standard equipment with a lifting height of 6.3 meters or more
5	1FZ20MS02000	Outrigger anti-collision block assembly	2	
6	1FZ20MS03000	Outrigger pad assembly	2	
7	1FZ20MS05000	Rearward proximity switch assembly	1	
8	1FZ20MS06000	Oil pipe clamp mounting plate assembly	2	
9	DL2280-12V-ZP	Electric horn assembly	1	
10	XJJZD06322418	Rubber Shock Pads	3	
11	GB93 10	Spring washer	4	
12	GB70.1 M10×25	Hex socket head cap screw	4	
13	GB93 16	Spring washer	6	
14	GB70.1 M16×1.5×70	Hex socket head cap screw	6	
15	1FZ20MH10000	Fuel tank components	1	
16	1FZ20SH20000	Oil pump motor assembly components	1	
16	1FZ20MH20000	Oil pump motor assembly components	1	Option
17	DJB-24B-ZP-A	Reverse buzzer assembly	1	Option
18				
19				
20				
21				

Fig.2-3 1FZ20MS00000 Chassis Parts

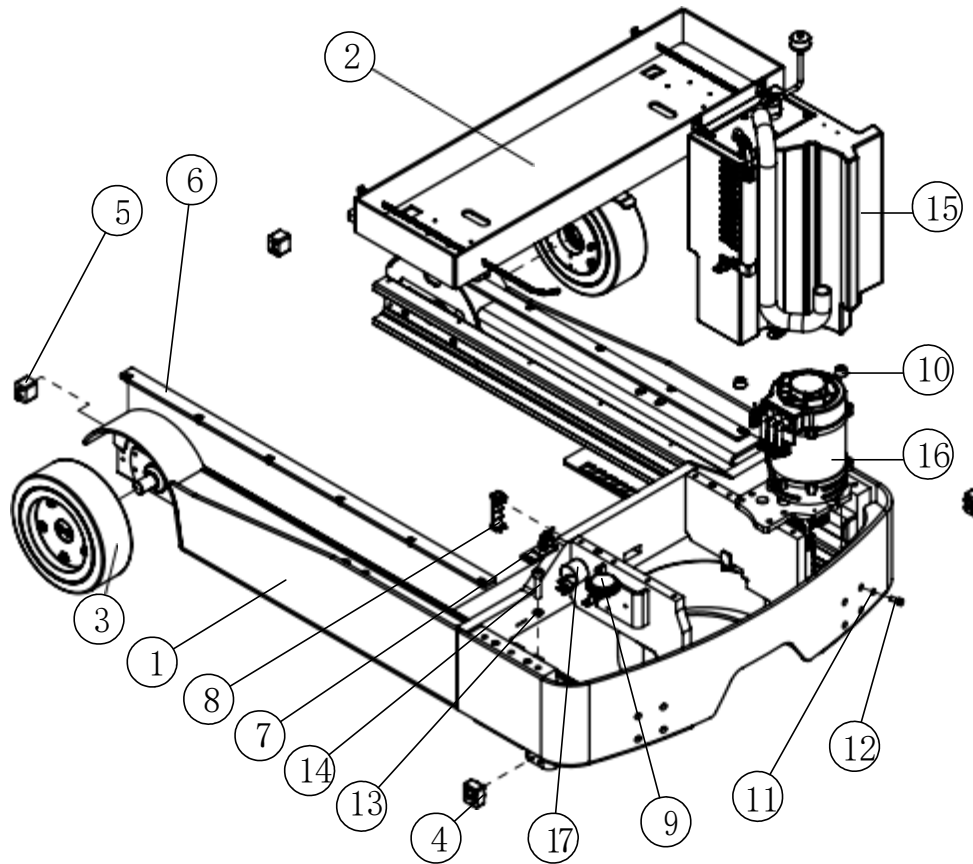
Suitable to MFZ120M, MFZ20H Model



No.	Code	Name	Qty.	Remark
1	1FZ20MS10000	Chassis welding	1	
2	1FZ20HS20000	Battery rack assembly	1	48V/700Ah
2	1FZ20MS20000	Battery rack assembly	1	48V/560Ah
3	1FZ20MS31000	Left load wheel assembly	1	
4	1FZ20MS32000	Right load wheel assembly	1	
5	1FZ20MS01000	Anti-tip block assembly	2	Standard equipment with a lifting height of 6.3 meters or more
6	1FZ20MS02000	Outrigger anti-collision block assembly	2	
7	1FZ20MS03000	Outrigger pad assembly	2	
8	1FZ20MS04000	Outrigger channel steel cover plate assembly	2	
9	1FZ20MS05000	Rearward proximity switch assembly	1	
10	1FZ20MS06000	Oil pipe clamp mounting plate assembly	2	
11	DL2280-12V-ZP	Electric horn assembly	1	
12	XJJZD06322418	Rubber Shock Pads	3	
13	GB93 10	Spring washer	4	
14	GB70.1 M10×25	Hex socket head cap screw	4	
15	GB93 16	Spring washer	6	
16	GB70.1 M16×1.5×70	Hex socket head cap screw	6	
17	1FZ20MH10000	Fuel tank components	1	
18	1FZ20MS20000	Oil pump motor assembly components	1	
18	1FZ20MH20000	Oil pump motor assembly components	1	Option
19	DJB-24B-ZP-A	Reverse buzzer assembly	1	Option
20				
21				
22				

Fig.2-4 1FZ20MS00000-D Chassis Parts

Suitable to MFZ20M, MFZ20H front wheel electromagnetic brake models



No.	Code	Name	Qty.	Remark
1	1FZ20MS10000-D	Chassis welding	1	
2	1FZ20HS20000	Battery rack assembly	1	48V/700Ah
2	1FZ20MS20000	Battery rack assembly	1	48V/560Ah
3	1FZ20MS31000-D	Load wheel assembly	2	
4	1FZ20MS01000	Anti-tip block assembly	2	Standard equipment with a lifting height of 6.3 meters or more
5	1FZ20MS02000	Outrigger anti-collision block assembly	2	
6	1FZ20MS03000	Outrigger pad assembly	2	
7	1FZ20MS05000	Rearward proximity switch assembly	1	
8	1FZ20MS06000	Oil pipe clamp mounting plate assembly	2	
9	DL2280-12V-ZP	Electric horn assembly	1	
10	XJJZD06322418	Rubber Shock Pads	3	
11	GB93 10	Spring washer	4	
12	GB70.1 M10×25	Hex socket head cap screw	4	
13	GB93 16	Spring washer	6	
14	GB70.1 M16×1.5×70	Hex socket head cap screw	6	
15	1FZ20MH10000	Fuel tank components	1	
16	1FZ20SH20000	Oil pump motor assembly components	1	
16	1FZ20MH20000	Oil pump motor assembly components	1	Option
17	DJB-24B-ZP-A	Reverse buzzer assembly	1	Option
18				
19				
20				
21				
22				

Fig.2-5 1FZ16MS20000 Battery Rack Assembly

Suitable to MFZ16M Model

No.	Code	Name	Qty.	Remark
1	1FZ16MS21000	Battery frame welding	1	
2	1FZ20MS22000	Support plate assembly	2	
3	TFZ16.1.16	Pin assembly	2	
4	LT760	Tow hook chain	2	
5				
6				
7				
8				
9				
10				
11				
12				
13				
14				
15				
16				
17				
18				
19				
20				
21				
22				
23				
24				

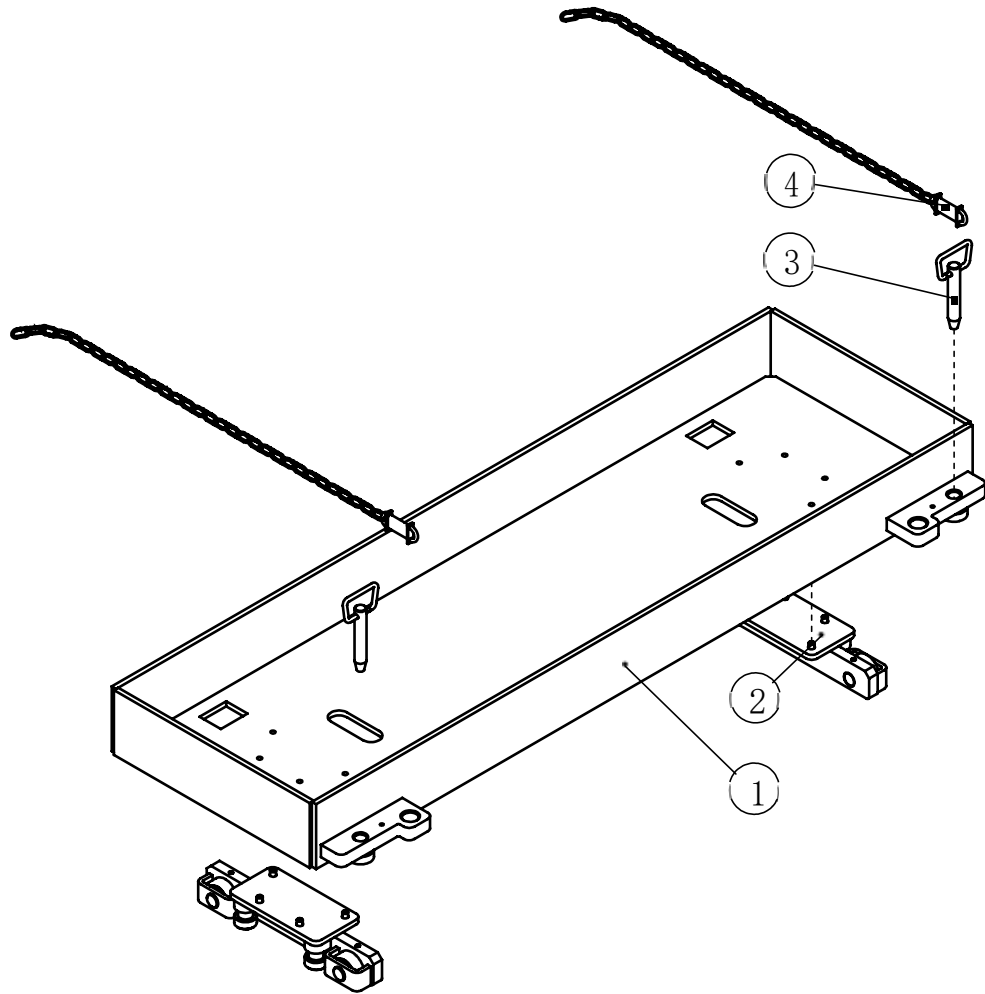


Fig.2-6 1FZ20MS20000 Battery Rack Assembly

Suitable to MFZ16H, MFZ16H, MFZ20M Model

No.	Code	Name	Qty.	Remark
1	1FZ20MS21000	Battery frame welding	1	
2	1FZ20MS22000	Support plate assembly	2	
3	TFZ16.1.16	Pin assembly	2	
4	LT760	Tow hook chain	2	
5				
6				
7				
8				
9				
10				
11				
12				
13				
14				
15				
16				
17				
18				
19				
20				
21				
22				
23				
24				

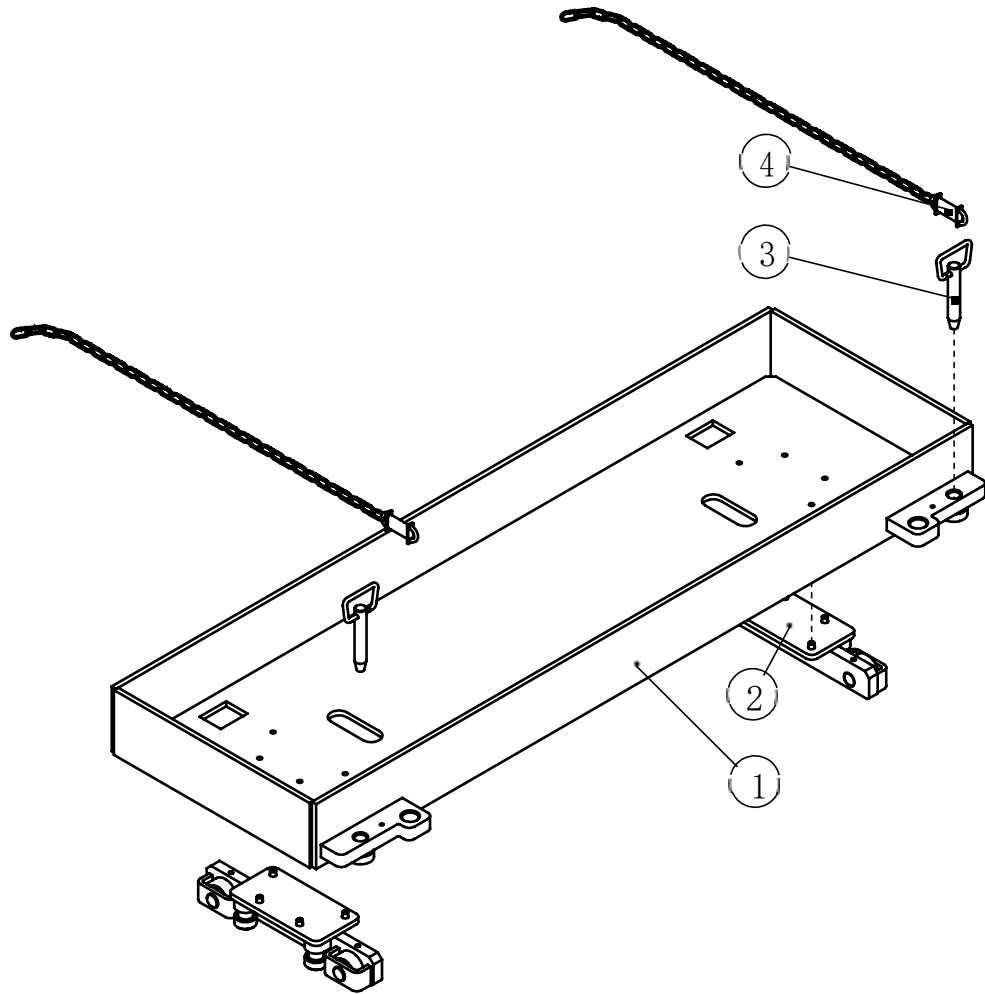


Fig.2-7 1FZ20HS20000 Battery Battery Rack Assembly

Suitable to MFZ16H, MFZ20M, MFZ20H Model

No.	Code	Name	Qty.	Remark
1	1FZ20HS21000	Battery frame welding	1	
2	1FZ20MS22000	Support plate assembly	2	
3	TFZ16.1.16	Pin assembly	2	
4	LT760	Tow hook chain	2	
5				
6				
7				
8				
9				
10				
11				
12				
13				
14				
15				
16				
17				
18				
19				
20				
21				
22				
23				
24				

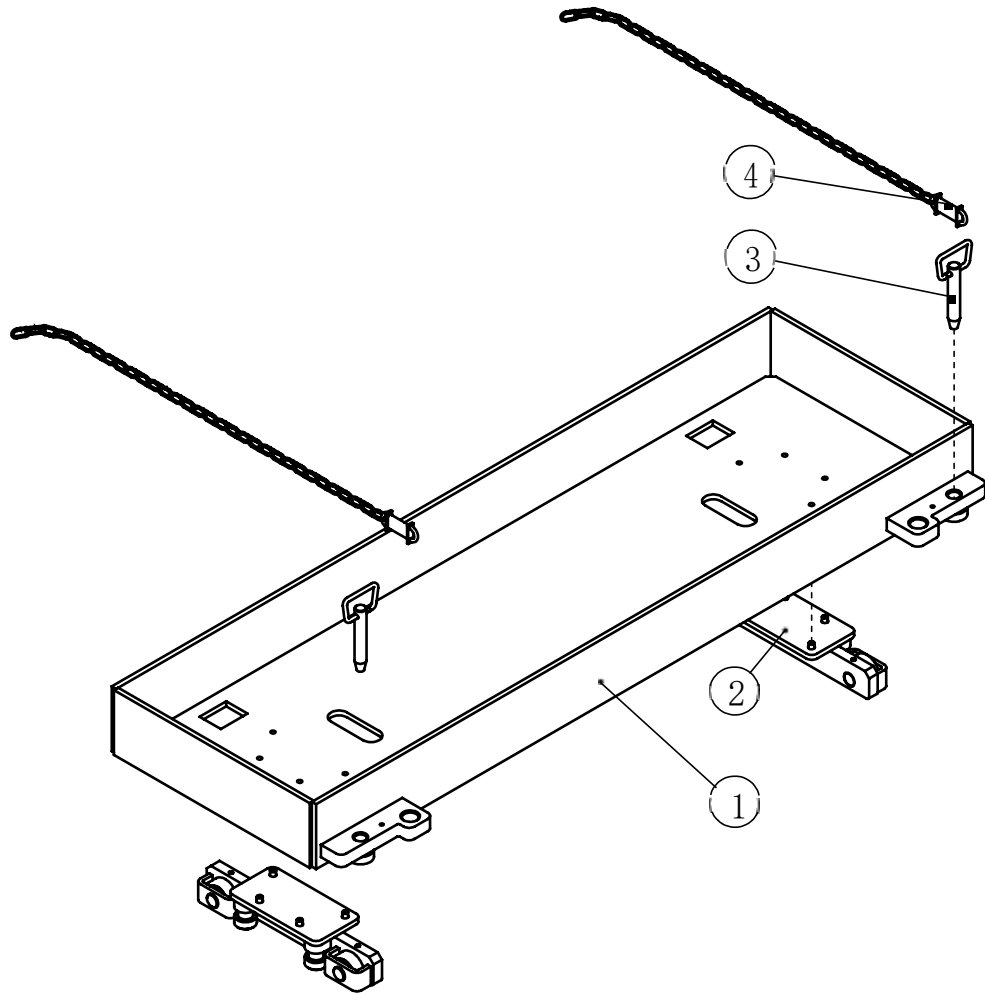
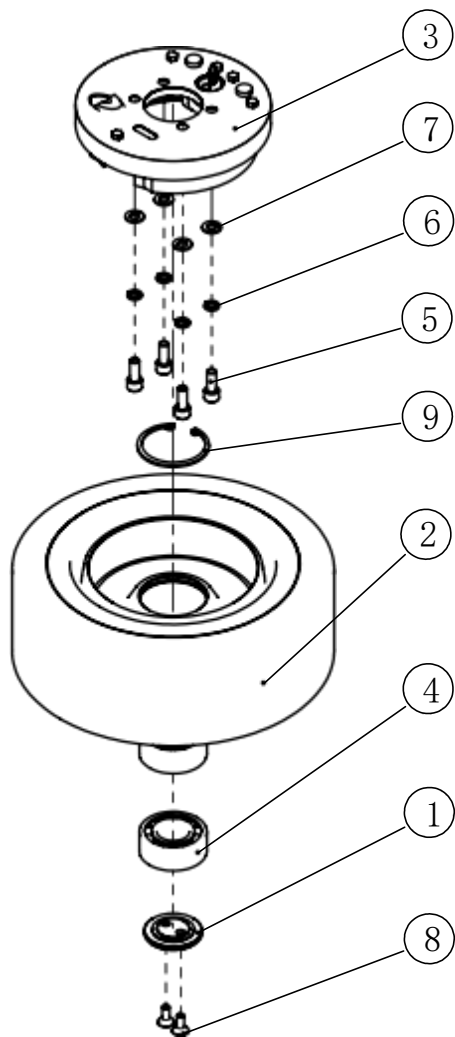


Fig.2-8 1FZ16MS31000 Left Load wheel assembly

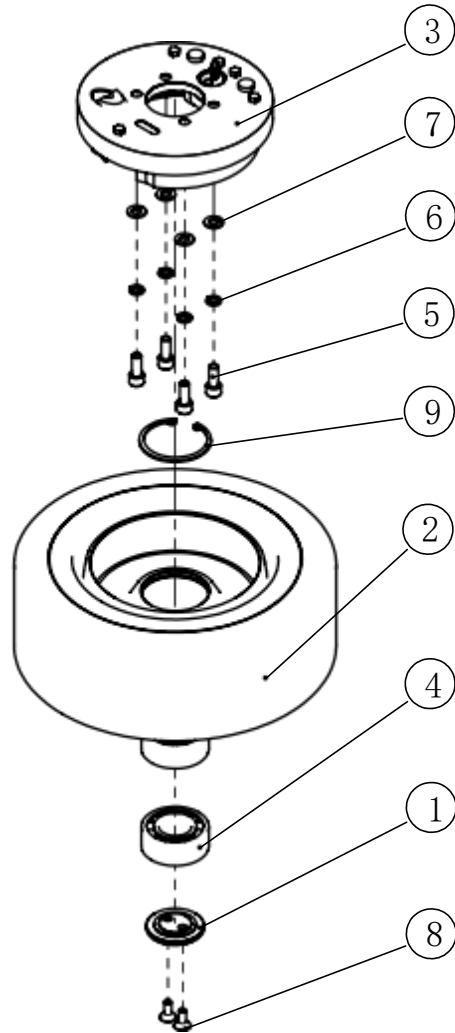
Suitable to MFZ16M, MFZ16H Model



No.	Code	Name	Qty.	Remark
1	1FZ20MS31001	Shaft cover	1	
2	BCL300×120B	Load wheel	1	
3	JH150-030100-BYT3	Left brake assembly	1	
4	GB296 3207A-2RS	Double Row Angular Contact Ball Bearings	2	
5	GB70.1 M10×25	Hex socket head cap screw	4	
6	GB93 10	Spring washer	4	
7	GB97.1 10	Flat Washers	4	
8	GB70.3 M8×20	Hexagon socket head screw	2	
9	GB893.1 72	Circlips for holes	1	
10				
11				
12				
13				
14				
15				
16				
17				
18				
19				
20				
21				
22				
23				
24				

Fig. 2-9 1FZ16MS32000 Right Load Wheel Assembly

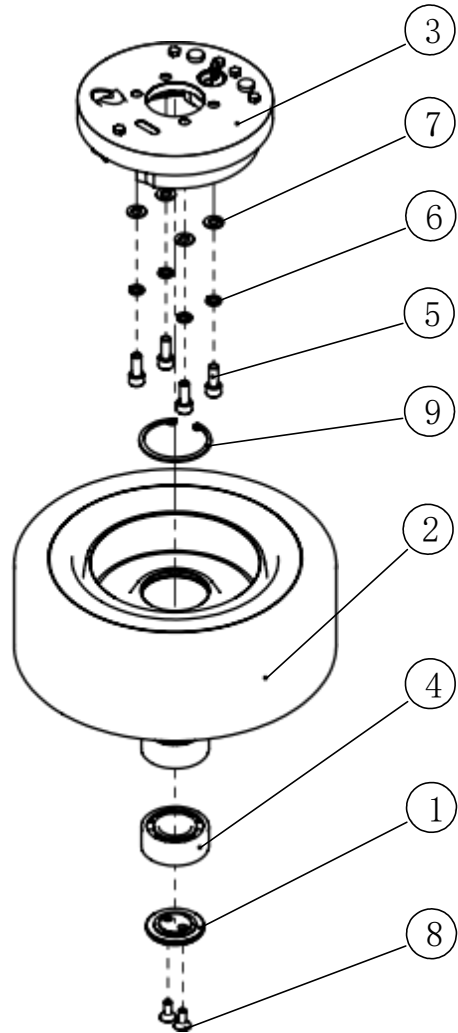
Suitable to MFZ16M, MFZ16H Model



No.	Code	Name	Qty.	Remark
1	1FZ20MS31001	Shaft end caps	1	
2	BCL300×120B	Load-bearing wheel	1	
3	JH150-030200-BYT3	Right brake assembly	1	
4	GB296 3207A-2RS	Double row angular contact ball bearings	2	
5	GB70.1 M10×25	Socket Cap Screws	4	
6	GB93 10	Spring washers	4	
7	GB97.1 10	Flat washers	4	
8	GB70.3 M8×20	Hexagon socket countersunk head screws	2	
9	GB893.1 72	Circlips for holes	1	
10				
11				
12				
13				
14				
15				
16				
17				
18				
19				
20				
21				
22				
23				

Fig. 2-10 1FZ20MS31000 Left Load Wheel Assembly

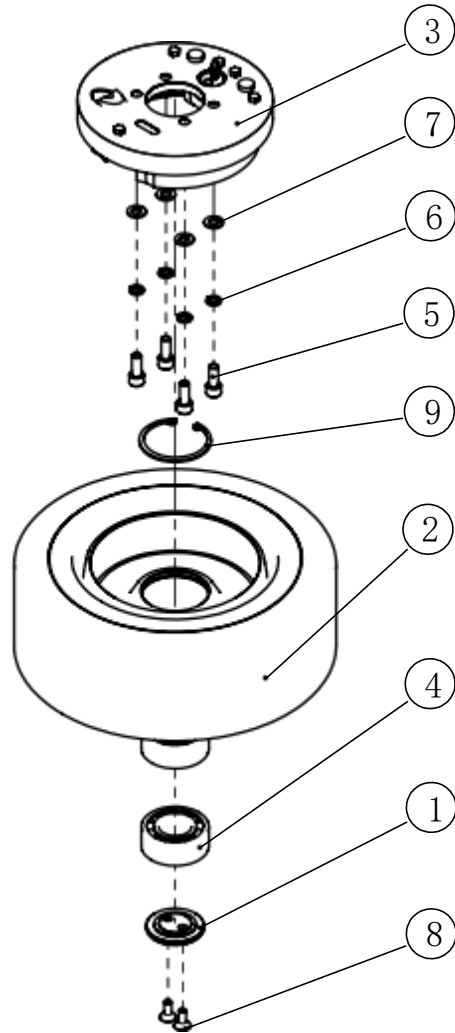
Suitable to MFZ20M, MFZ20H Model



No.	Code	Name	Qty.	Remark
1	1FZ20MS31001	Shaft end caps	1	
2	BCL343×120	Load-bearing wheel	1	
3	JH150-030100-BYT3	Left brake assembly	1	
4	GB296 3207A-2RS	Double row angular contact ball bearings	2	
5	GB70.1 M10×25	Socket Cap Screws	4	
6	GB93 10	Spring washers	4	
7	GB97.1 10	Flat washers	4	
8	GB70.3 M8×20	Hexagon socket countersunk head screws	2	
9	GB893.1 72	Circlips for holes	1	
10				
11				
12				
13				
14				
15				
16				
17				
18				
19				
20				
21				
22				
23				
24				

Fig. 2-11 1FZ20MS32000 Right Load Wheel Assembly

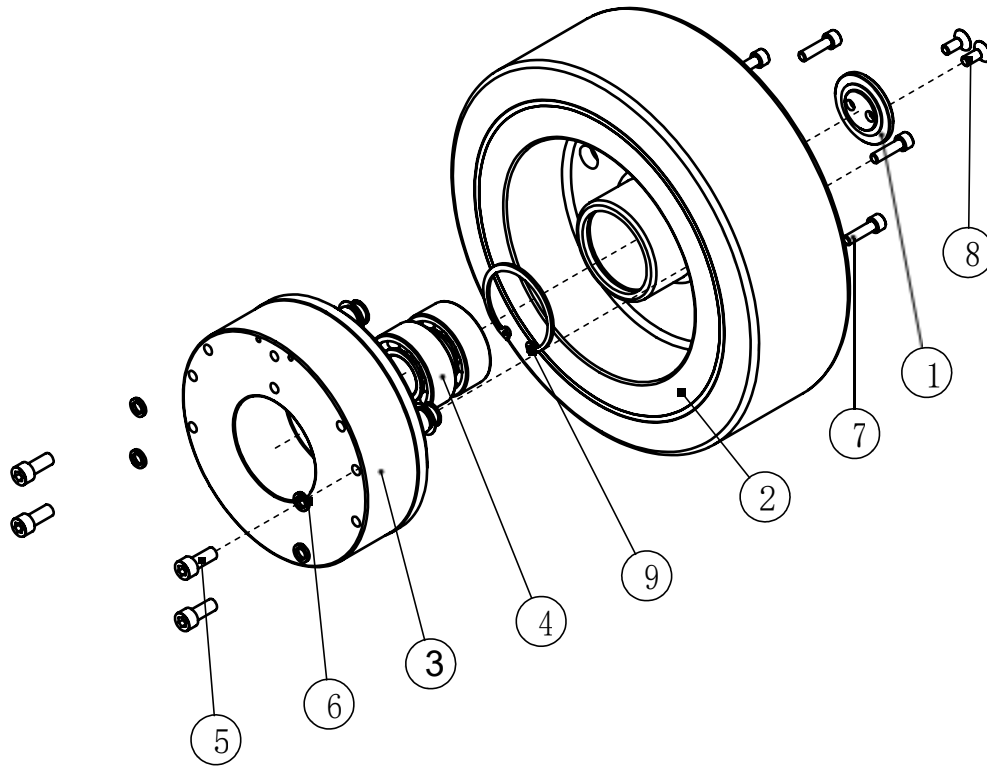
Suitable to MFZ20M, MFZ20H Model



No.	Code	Name	Qty.	Remark
1	1FZ20MS31001	Shaft end caps	1	
2	BCL343×120	Load-bearing wheel	1	
3	JH150-030200-BYT3	Right brake assembly	1	
4	GB296 3207A-2RS	Double row angular contact ball bearings	2	
5	GB70.1 M10×25	Socket Cap Screws	4	
6	GB93 10	Spring washers	4	
7	GB97.1 10	Flat washers	4	
8	GB70.3 M8×20	Hexagon socket countersunk head screws	2	
9	GB893.1 72	Circlips for holes	1	
10				
11				
12				
13				
14				
15				
16				
17				
18				
19				
20				
21				
22				
23				
24				

Fig. 2-12 1FZ16MS31000-D Load Wheel Assembly

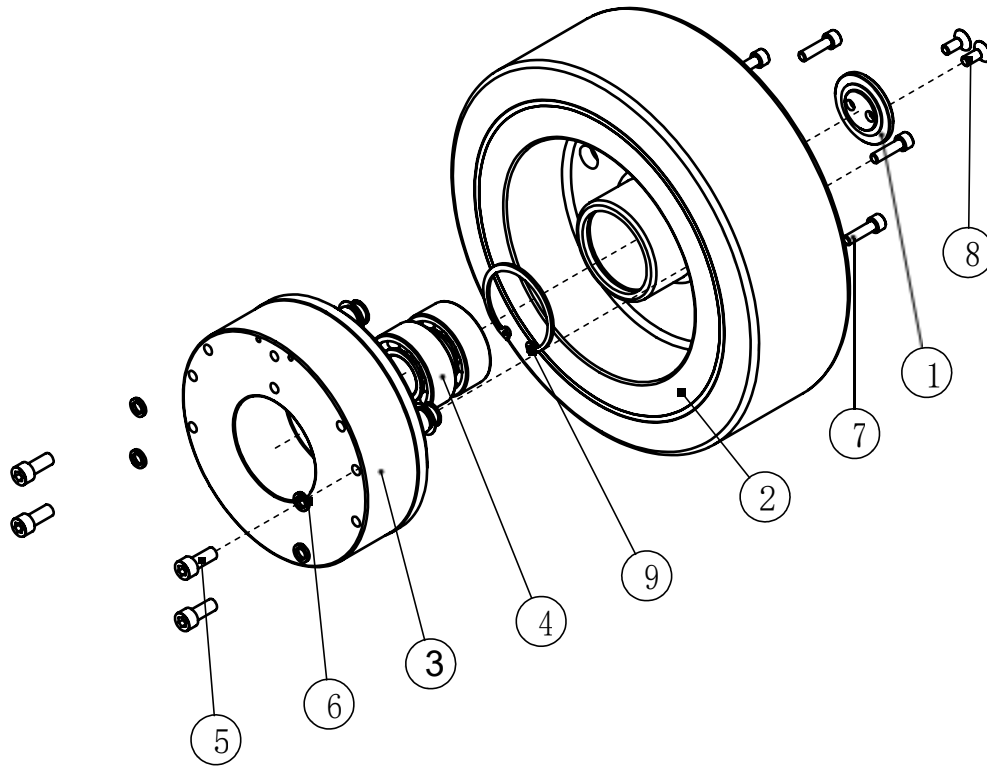
Suitable to MFZ16M, MFZ16H Front wheel electromagnetic braking models



No.	Code	Name	Qty.	Remark
1	1FZ20MS31001	Shaft end caps	1	
2	BCL300×115	Load-bearing wheel	1	
3	FBD50-48V-72W	Electromagnetic brakes	1	
4	GB296 3207A-2RS	Double row angular contact ball bearings	2	
5	GB70.1 M10×25	Socket Cap Screws	4	
6	GB93 10	Spring washers	4	
7	GB70.1 M8×30	Socket Cap Screws	5	
8	GB70.3 M8×20	Hexagon socket countersunk head screws	2	
9	GB893.1 72	Circlips for holes	1	
10				
11				
12				
13				
14				
15				
16				
17				
18				
19				
20				
21				
22				
23				
24				

Fig. 2-13 1FZ20MS31000-D Load Wheel Assembly

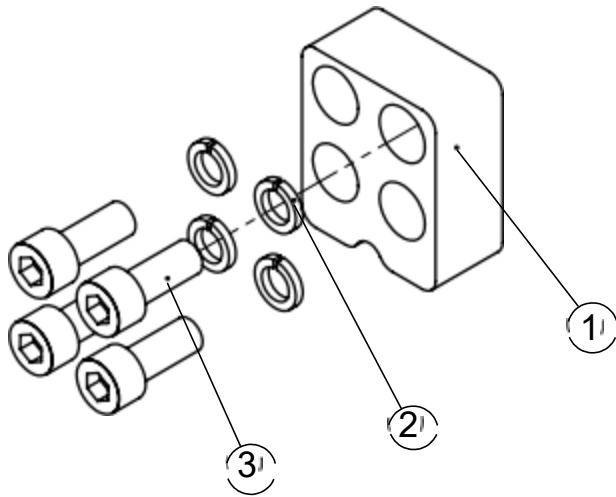
Suitable to MFZ20M,MFZ20H Front wheel electromagnetic braking models



No.	Code	Name	Qty.	Remark
1	1FZ20MS31001	Shaft end caps	1	
2	BCL343×115	Load-bearing wheel	1	
3	FBD50-48V-72W	Electromagnetic brakes	1	
4	GB296 3207A-2RS	Double row angular contact ball bearings	2	
5	GB70.1 M10×25	Socket Cap Screws	4	
6	GB93 10	Spring washers	4	
7	GB70.1 M8×30	Socket Cap Screws	5	
8	GB70.3 M8×20	Hexagon socket countersunk head screws	2	
9	GB893.1 72	Circlips for holes	1	
10				
11				
12				
13				
14				
15				
16				
17				
18				
19				
20				
21				
22				
23				
24				

Fig. 2-14 1FZ20MS01000 Anti-tipping Block Assembly

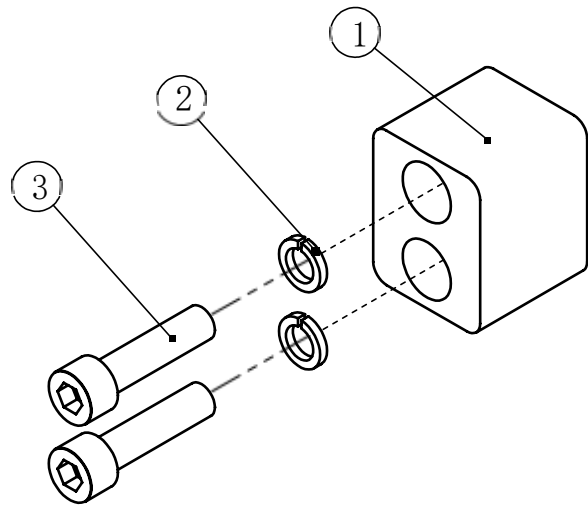
Suitable to MFZ16M, MFZ16H, MFZ20M, MFZ20H Model



No.	Code	Name	Qty.	Remark
1	1FZ20MS01001	Anti-tipping block	1	
2	GB70.1 M6×16	Socket Cap Screws	4	
3	GB93 6	Spring washers	4	
4				
5				
6				
7				
8				
9				
10				
11				
12				
13				
14				
15				
16				
17				
18				
19				
20				
21				
22				
23				
24				

Fig. 2-15 1FZ20MS02000 Outrigger Anti-collision Block Assembly

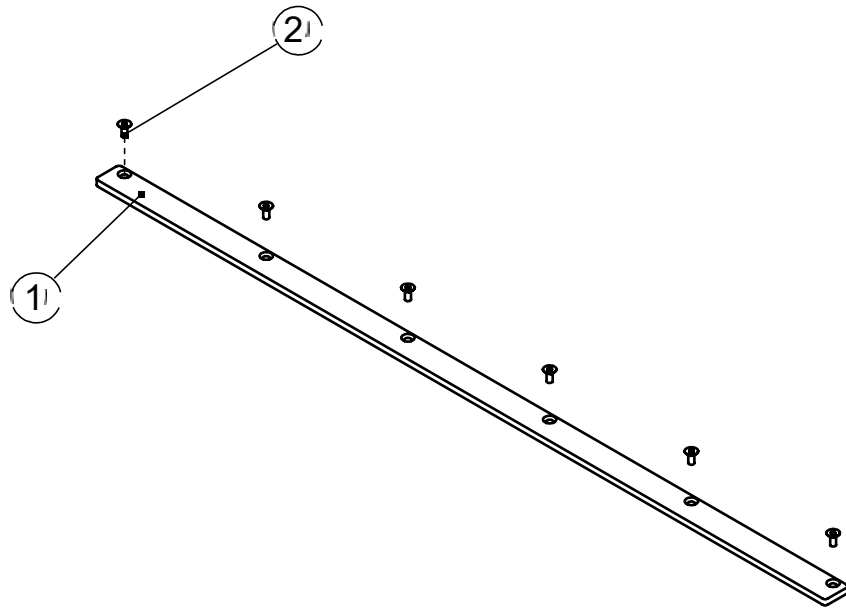
Suitable to MFZ16M,MFZ16H,MFZ20M,MFZ20H Model



No.	Code	Name	Qty.	Remark
1	1FZ20MS02001	Outrigger anti-collision block	1	
2	GB93 10	Spring washers	2	
3	GB70.1 M10×40	Socket Cap Screws	2	
4				
5				
6				
7				
8				
9				
10				
11				
12				
13				
14				
15				
16				
17				
18				
19				
20				
21				
22				
23				
24				

Fig. 2-16 1FZ16MS03000 Outrigger Pad Assembly

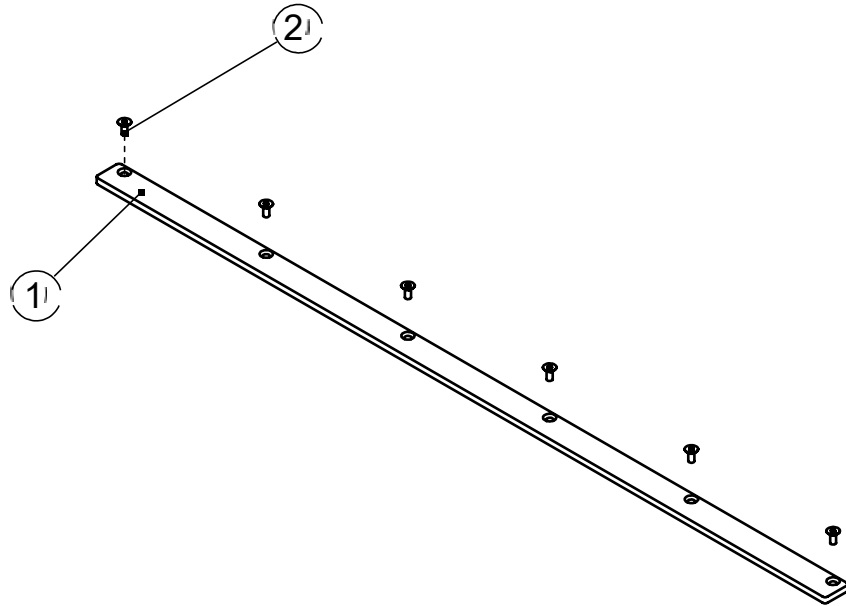
Suitable to MFZ16M, MFZ16H Model



No.	Code	Name	Qty.	Remark
1	1FZ16MS03001	Outrigger pad	1	
2	GB70.3 M8×20	Hexagon socket countersunk head screws	6	
3				
4				
5				
6				
7				
8				
9				
10				
11				
12				
13				
14				
15				
16				
17				
18				
19				
20				
21				
22				
23				
24				

Fig. 2-17 1FZ20MS03000 Outrigger Pad Assembly

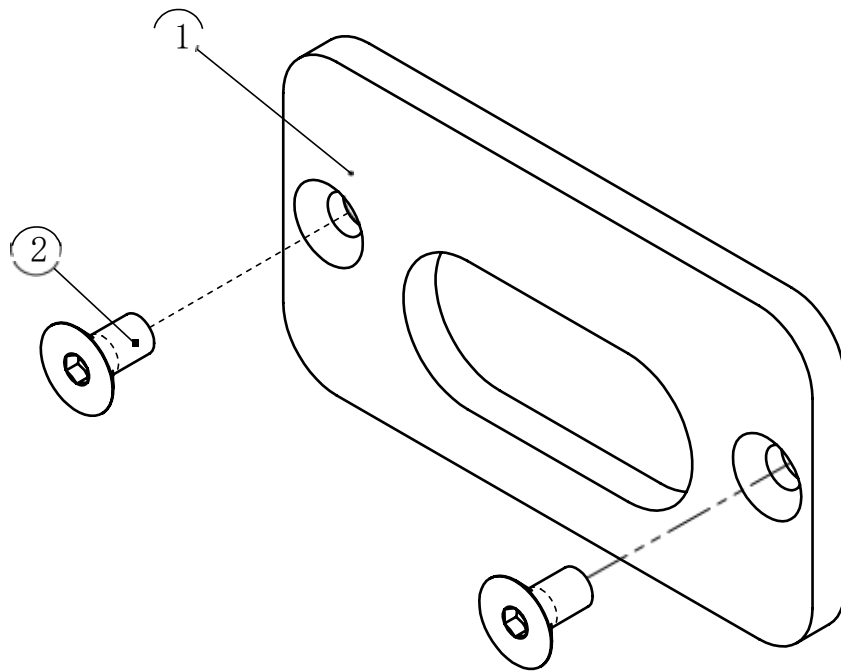
Suitable to MFZ20M, MFZ20H Model



No.	Code	Name	Qty.	Remark
1	1FZ20MS03001	Outrigger pad	1	
2	GB70.3 M8×20	Hexagon socket countersunk head screws	6	
3				
4				
5				
6				
7				
8				
9				
10				
11				
12				
13				
14				
15				
16				
17				
18				
19				
20				
21				
22				
23				
24				

Fig. 2-18 1FZ20MS04000 Outrigger Channel Steel Cover Assembly

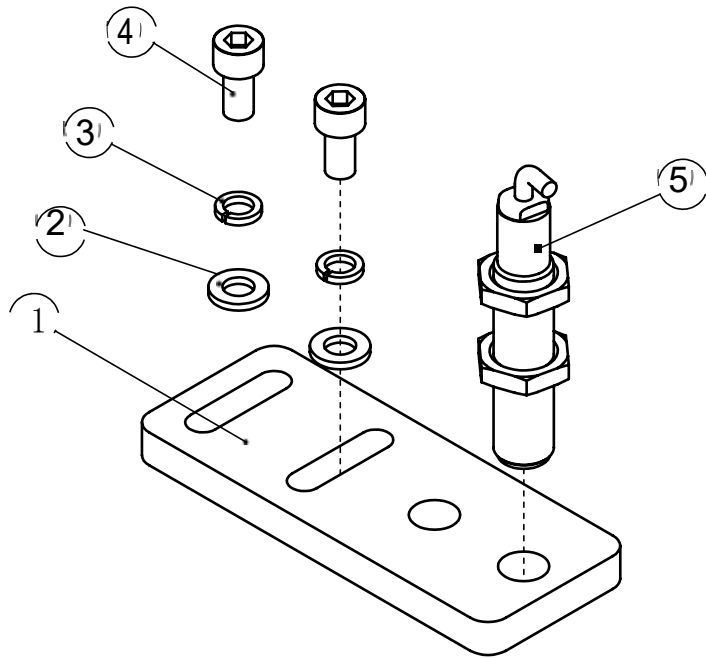
Suitable to MFZ16M, MFZ16H, MFZ20M, MFZ20H Model



No.	Code	Name	Qty.	Remark
1	1FZ20MS04001	Outrigger channel steel cover	1	
2	GB70.3 M6×12	Hexagon socket countersunk head screws	2	
3				
4				
5				
6				
7				
8				
9				
10				
11				
12				
13				
14				
15				
16				
17				
18				
19				
20				
21				
22				
23				
24				

Fig. 2-19 1FZ20MS05000 Rearward Proximity Switch Assembly

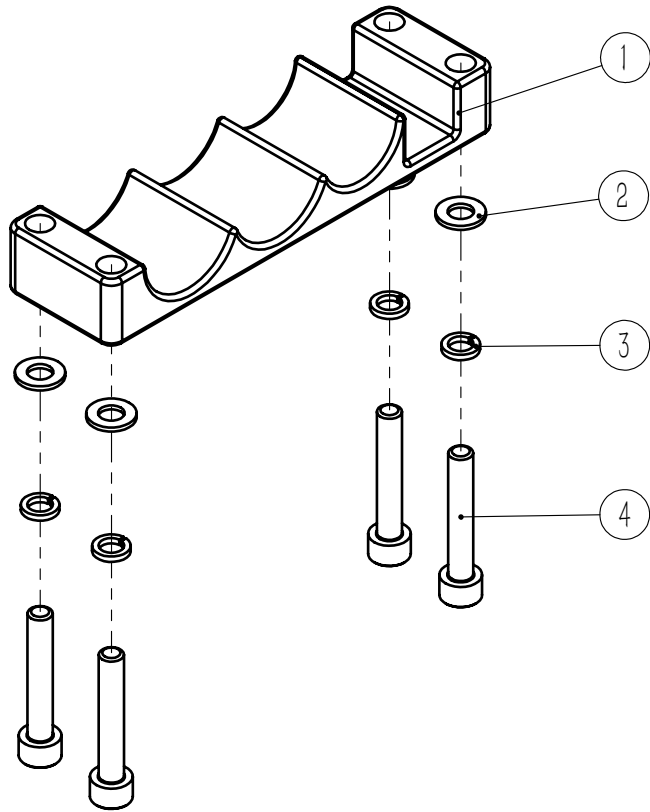
Suitable to MFZ16M, MFZ16H, MFZ20M, MFZ20H Model



No.	Code	Name	Qty.	Remark
1	1FZ20MS05001	Rearward proximity switch fixing plate	1	
2	GB97.1 6	Flat washers	2	
3	GB93 6	Spring washer	2	
4	GB70.1 M6×16	Socket Cap Screws	2	
5	Ni4-M12-LIU-M-500	Proximity switch assembly	1	
6				
7				
8				
9				
10				
11				
12				
13				
14				
15				
16				
17				
18				
19				
20				
21				
22				
23				
24				

Fig.2-20 1FZ20MS06000 Hose Clamp Mounting Plate Assembly

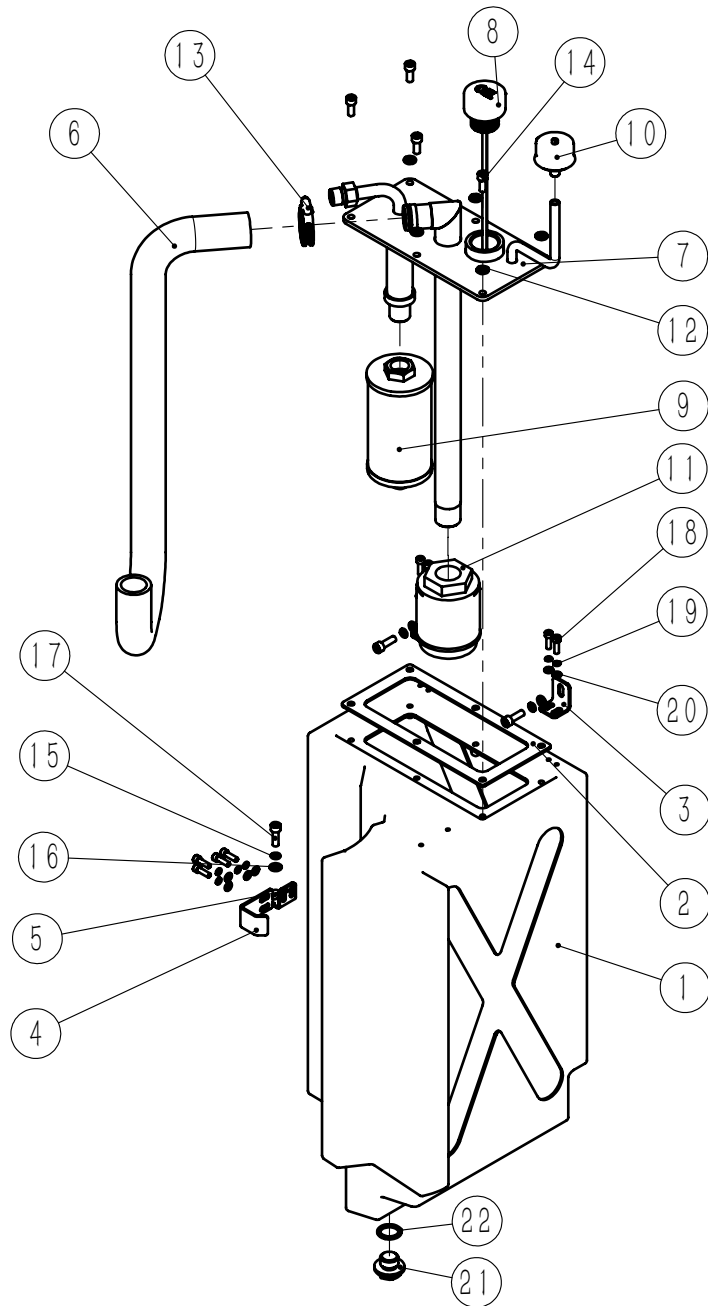
Suitable for MFZ16M, MFZ16H, MFZ20M, MFZ20H



No.	Code	Name	Qty.	Remark
1	1FZ20MS06001	Hose clamp mounting plate	1	
2	GB97.1 5	Flat washers	4	
3	GB93 5	Spring washers	4	
4	GB70.1 M5x30	Hexagon socket cheese head screws	4	
5				
6				
7				
8				
9				
10				
11				
12				
13				
14				
15				
16				
17				
18				
19				
20				
21				
22				
23				
24				

Fig.2-21 1FZ20MH10000 Fuel Tank Assembly

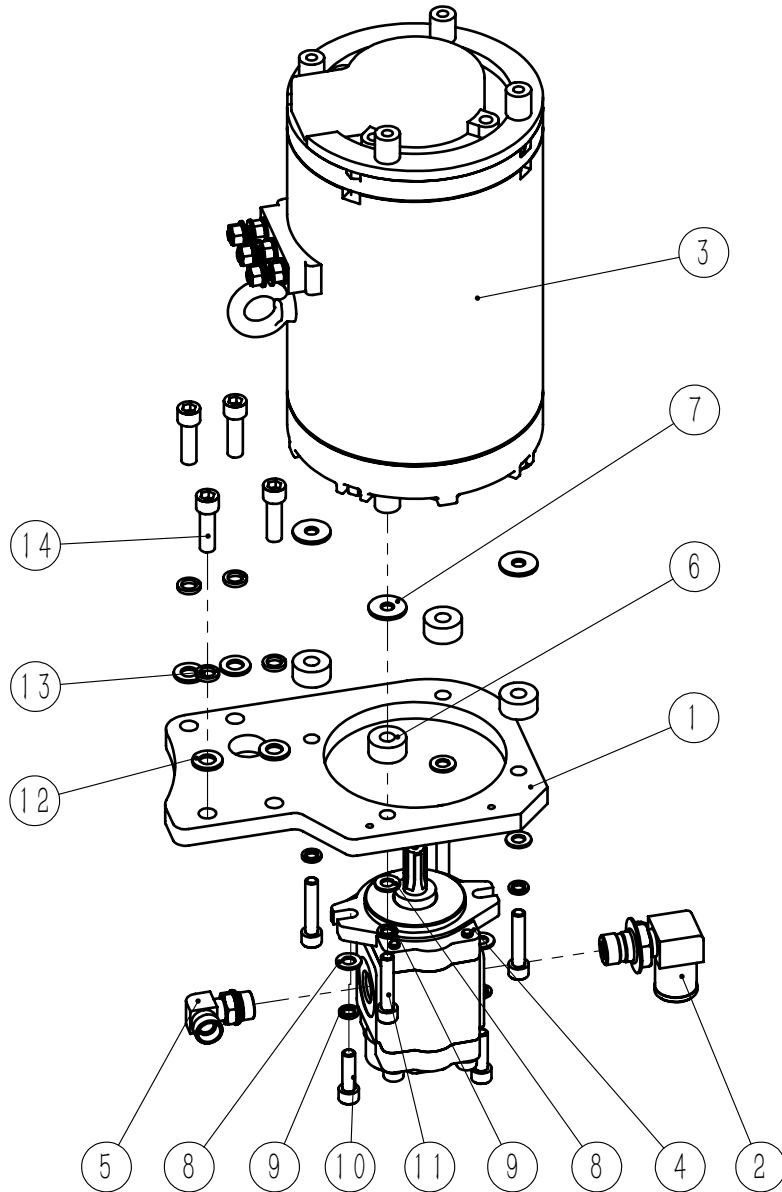
Suitable for MFZ16M, MFZ16H, MFZ20M, MFZ20H Model



No.	Code	Name	Qty.	Remark
1	1FZ20MH10001	Fuel tank	1	
2	1FZ20MH10002	Cover gasket	1	
3	1FZ20MH10003	Fuel tank mounting plate	2	
4	1FZ20MH10004	Fuel pipe guard plate	1	
5	1FZ20MH10005	Fuel tank lower fixing plate	1	
6	1FZ20MH10006	Suction hose	1	
7	1FZ20MH11000	Fuel tank upper cover plate welded	1	
8	TK1530.3.7	Hydraulic oil scale	1	
9	Y0816A	Oil return filter	1	
10	HX0403	Oil tank breather	1	
11	Y0809A	Oil suction filter	1	
12	JB982 8	Combined sealing gasket	6	
13	Q67248	Double wire type ring hoop	1	
14	GB70.1 M8x20	Hexagon socket cheese head screws	6	
15	GB93 8	Spring washers	9	
16	GB97.1 8	Flat washers	9	
17	GB70.1 M8x25	Hexagon socket cheese head screws	3	
18	GB70.1 M6x20	Hexagon socket cheese head screws	3	
19	GB93 6	Spring washers	3	
20	GB97.1 6	Flat washers	3	
21	QC385 M24x2	Hexagonal head magnetic screw plugs	1	
22	JB982 24	Combined sealing washers	1	
23				
24				

Fig.2-22 1FZ20SH20000 Oil Pump Motor Assembly Components

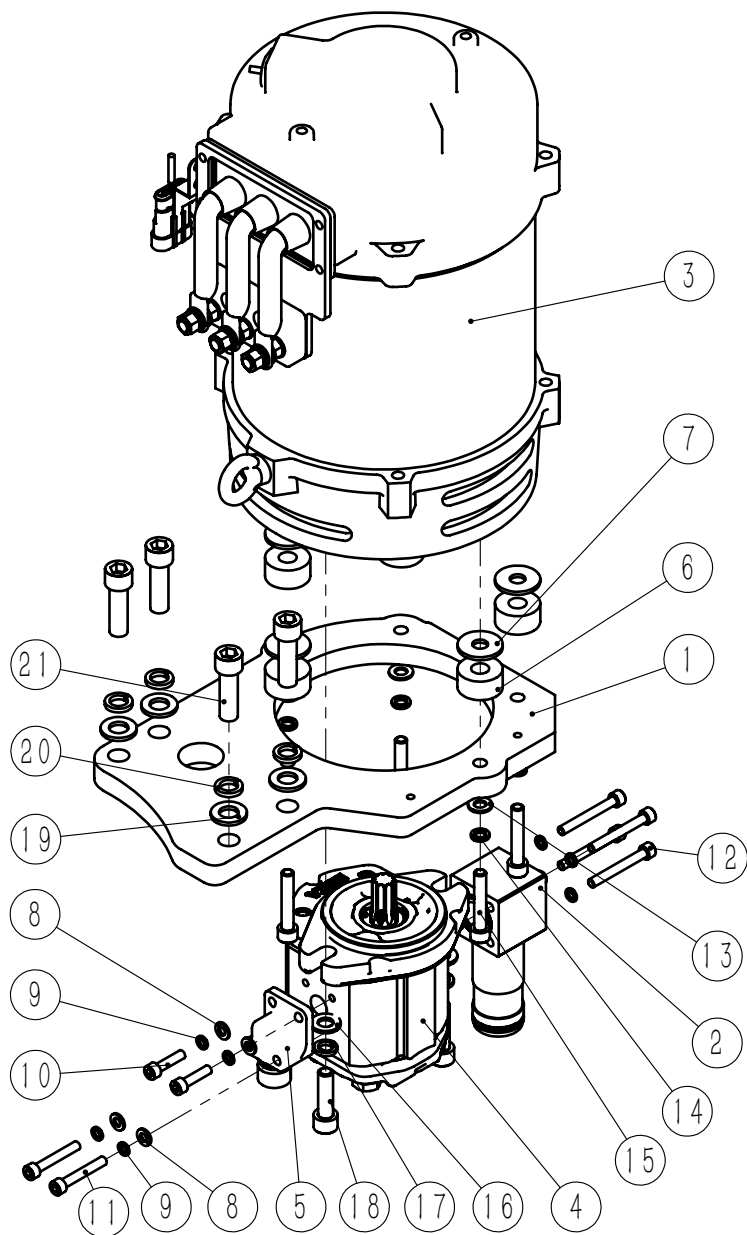
Suitable for MFZ16M、MFZ16H、MFZ20M、MFZ20H Model



No.	Code	Name	Qty.	Remark
1	1FZ20SH20001	Lift motor mounting plate	1	
2	GJT117L	Right angle fittings	1	
3	XQJ12.8-BYT2	Lift motors	1	
4	DSG05C20F9H9-R221C	Gear pumps	1	
5	S1CH9-22OGDQ	Right angle pipe fitting	1	
6	TFZ16.3.2.5	Rubber gasket	5	
7	GB96.1 10	Lagre washers	5	
8	GB97.1 10	Flat washers	6	
9	GB93 10	Spring washers	6	
10	GB70.1 M10x35	Hexagon socket cheese head screws	2	
11	GB70.1 M10x50	Hexagon socket cheese head screws	4	
12	GB97.1 12	Flat washers	4	
13	GB93 12	Spring washers	4	
14	GB70.1 M12x40	Hexagon socket cheese head screws	4	
15				
16				
17				
18				
19				
20				
21				
22				
23				
24				

Fig 2-23 1FZ20MH20000 Oil Pump Motor Assembly Components

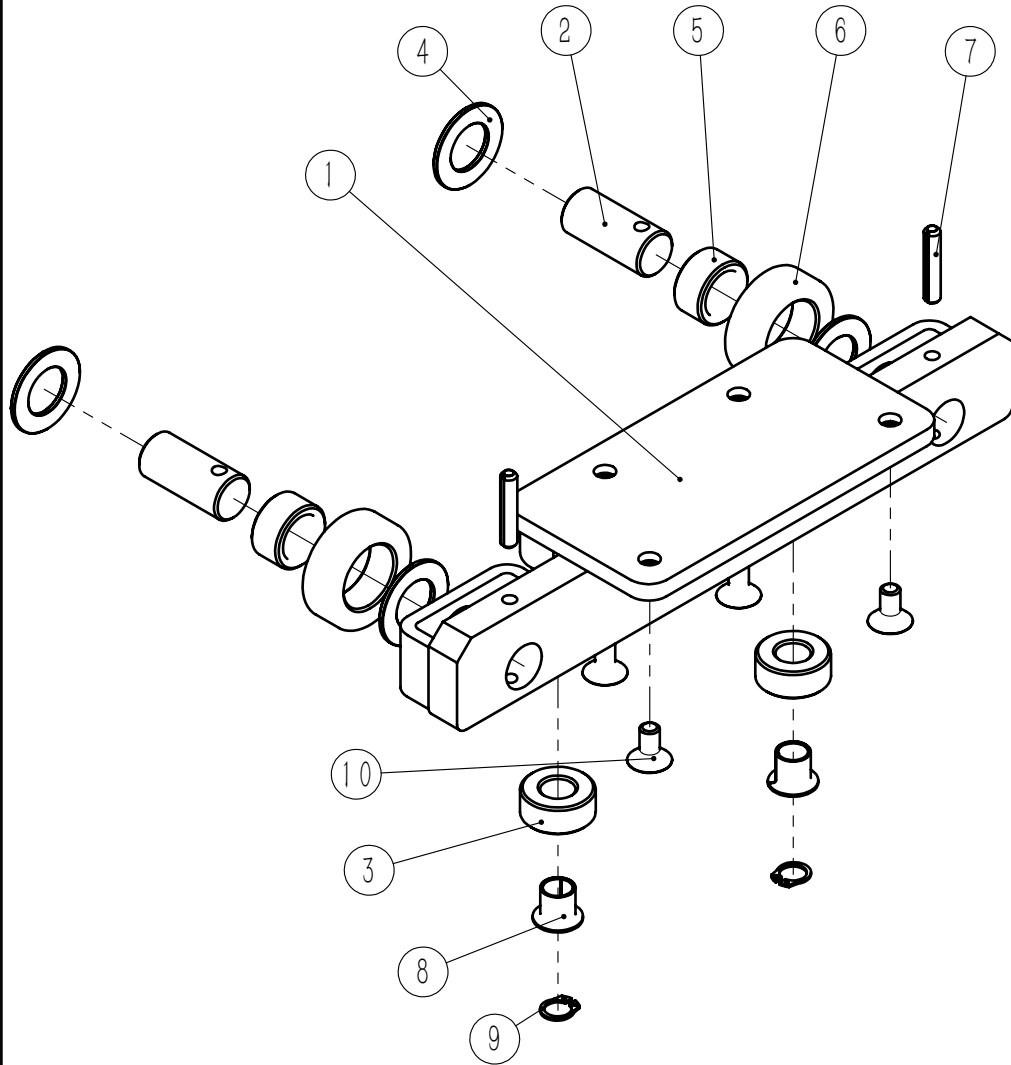
Suitable for MFZ16M, MFZ16H, MFZ20M, MFZ20H Model



No.	Code	Name	Qty.	Remark
1	1FZ20MH20001	Lifting motor mounting plate	1	
2	1FZ20MH21000	Oil suction fitting	1	
3	XQJ14-BYT2	Lifting motors	1	
4	EIPS2-016RB04-12	Gear pumps	1	
5	SICFG9-22-35	Right-angle square flange connector for pump port	1	
6	TFZ16.3.2.5	Rubber gasket	5	
7	GB96.1 10	Large washers	5	
8	GB97.1 6	Flat Washers	8	
9	GB93 6	Spring washers	8	
10	GB70.1 M6x25	Hexagon socket cheese head screws	2	
11	GB70.1 M6x40	Hexagon socket cheese head screws	2	
12	GB70.1 M6x50	Hexagon socket cheese head screws	4	
13	GB97.1 8	Flat washers	5	
14	GB93 8	Spring washers	5	
15	GB70.1 M8x45	Hexagon socket cheese head screws	5	
16	GB97.1 10	Flat Washers	2	
17	GB93 10	Spring washers	2	
18	GB70.1 M10x35	Hexagon socket cheese head screws	2	
19	GB97.1 12	Flat washers	4	
20	GB93 12	Spring washers	4	
21	GB70.1 M12x40	Hexagon socket cheese head screws	4	
22				
23				
24				

Fig.2-24 1FZ20MS22000 Support Plate Assembly

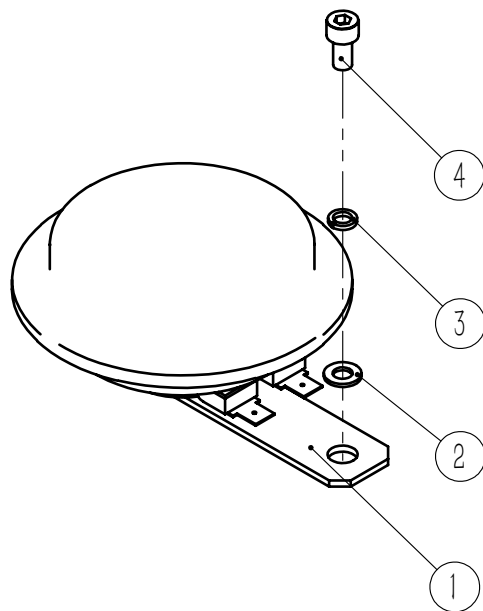
Suitable for MFZ16M, MFZ16H, MFZ20M, MFZ20H Model



No.	Code	Name	Qty.	Remark
1	1FZ20MS22100	Support plate welding	1	
2	1FZ20MS22001	Roller axle	2	
3	1FZ20MS22002	Battery carrier guide wheel	2	
4	GT213702	Spacer	4	
5	HZ202815	Slide bearings	2	
6	TF15.1.9.7.	Roller outer ring	2	
7	1GB879.1 6x35	Elastic cylindrical pin	2	
8	HZF121415	Sliding bearings	2	
9	GB894.1 12	Flexible retaining rings for shafts	2	
10	GB70.3 M8x16	Hexagon socket countersunk head screws	4	
11				
12				
13				
14				
15				
16				
17				
18				
19				
20				
21				
22				
23				
24				

Fig.2-25 DL2280-12V-ZP Electric Horn Assembly

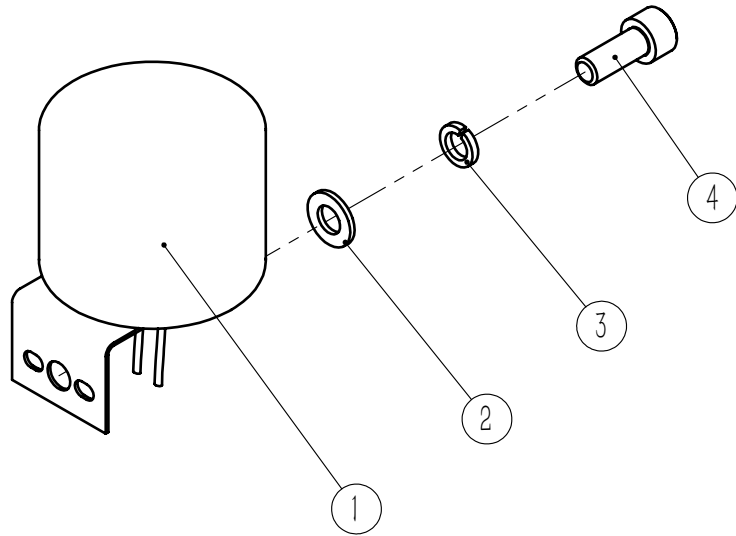
Suitable for MFZ16M、MFZ16H、MFZ20M、MFZ20H Model



No.	Code	Name	Qty.	Remark
1	DL2280-12V	Electric horn	1	
2	GB97.1 5	Flat washers	1	
3	GB93 5	Spring washers	1	
4	GB70.1 M5x10	Hexagon socket cheese head screws	1	
5				
6				
7				
8				
9				
10				
11				
12				
13				
14				
15				
16				
17				
18				
19				
20				
21				
22				
23				
24				

Fig.2-26 DJB-24B-ZP-A Reverse Buzzer Assembly

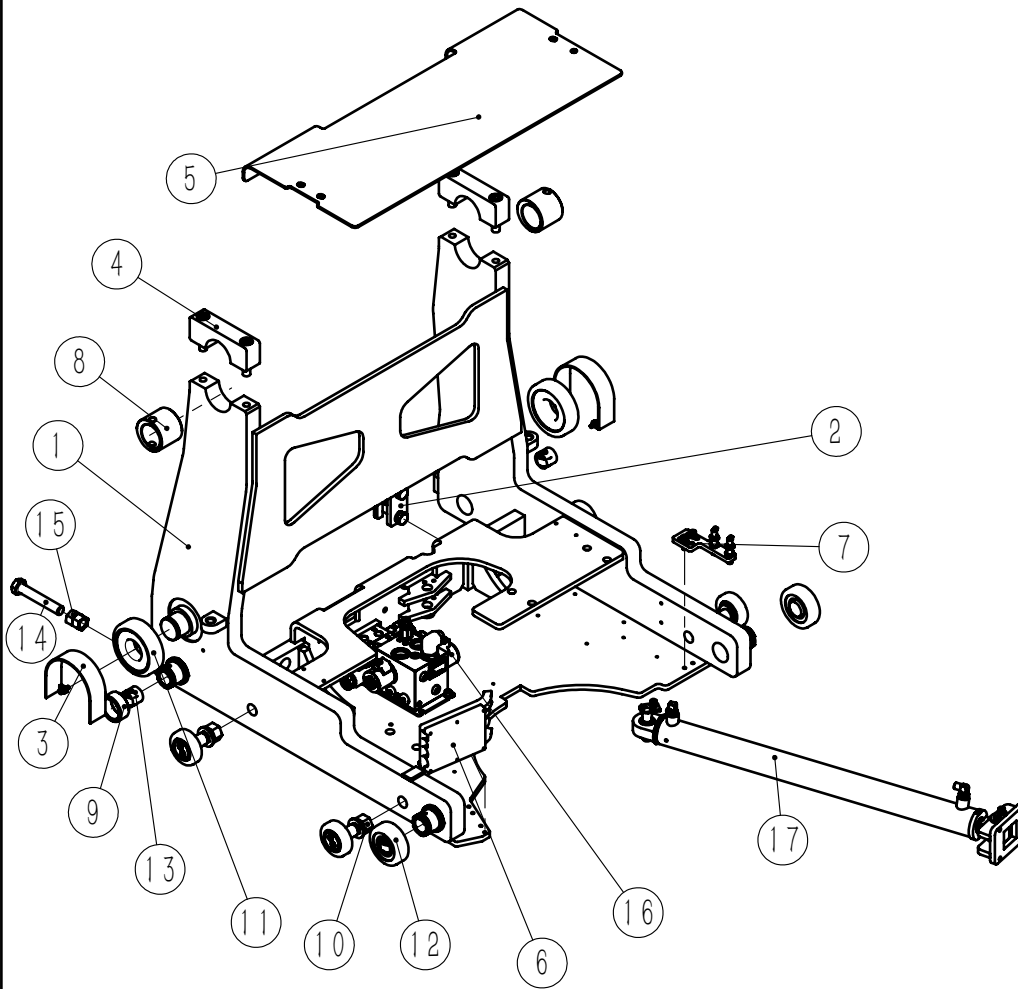
Suitable for MFZ16M、MFZ16H、MFZ20M、MFZ20H Model



No.	Code	Name	Qty.	Remark
1	DJB-24B	Reverse buzzer	1	
2	GB97.1 8	Flat washers	1	
3	GB93 8	Spring washers	1	
4	GB70.1 M8x16	Hexagon socket cheese head screws	1	
5				
6				
7				
8				
9				
10				
11				
12				
13				
14				
15				
16				
17				
18				
19				
20				
21				
22				
23				
24				

Fig.3-1 1FZ20MT00000 Skidding Components

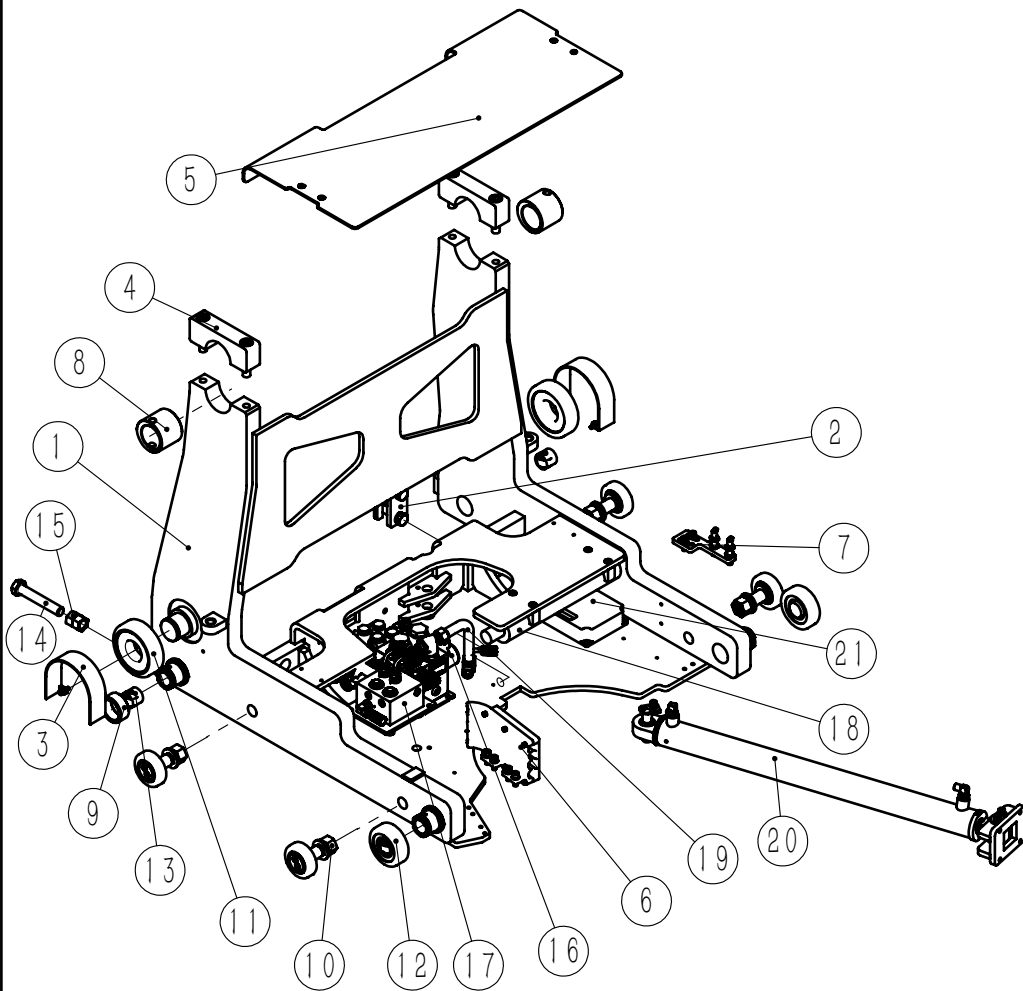
Suitable for MFZ16M、MFZ16H、MFZ20M、MFZ20H Model



No.	Code	Name	Qty.	Remark
1	1FZ20MT10000	Carriage welding	1	
2	1FZ20MT01000	Gantry Connection Assemblies	2	
3	1FZ20MT02000	Roller guard assembly	2	
4	1FZ20MT03000	Gantry mount assembly	2	
5	1FZ20MT04000	Carriage guard assembly	1	
6	1FZ20MT05000	Hose Clamp Fixing Assembly	1	
7	1FZ20MT06000	Proximity switch assembly	1	
8	1FZ20MT00001	Eccentric adjustment sleeve	2	
9	1FZ20MT00002	Side Roller Limit Sleeve	2	
10	TFZ16.2.1.2-ZP	Eccentric shaft assembly assembly	4	
11	CG92310T-00	Roller	2	
12	CRA91.5-1S-1	Composite Roller Body	2	
13	CRA88.5-6TS.00.6	Composite Roller Other Accessories	4	
14	GB5783 M20x120	Hexagon head bolts	2	
15	GB6170 M20	Type 1 hexagon nuts	4	
16	1FZ20MH31000	Main solenoid valve assembly	1	
17	1FZ16MH35000	Front shift cylinder assembly	1	MFZ16M、MFZ16H
17	1FZ20MH35000	Front shift cylinder assembly	1	MFZ20M、MFZ20H
18				
19				
20				
21				
22				
23				

Fig. 3-2 1FZ20MT00000-B Skidding Components

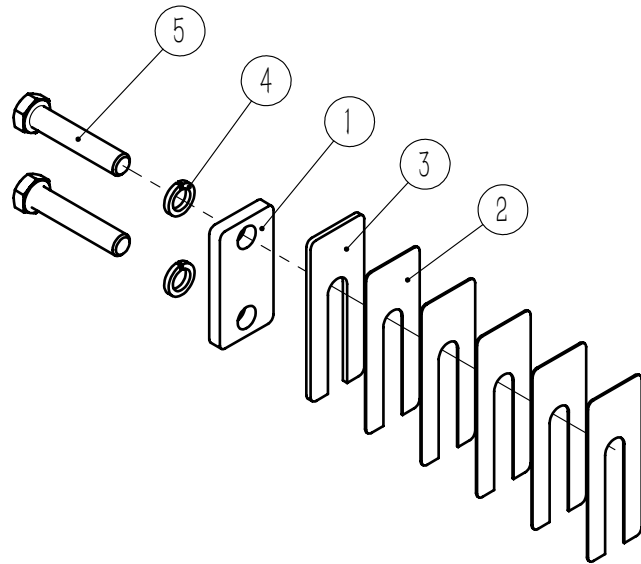
Suitable for MFZ16M、MFZ16H、MFZ20M、MFZ20H Model



No.	Code	Name	Qty.	Remark
1	1FZ20MT10000	Carriage welding	1	
2	1FZ20MT01000	Gantry Connection Assemblies	2	
3	1FZ20MT02000	Roller guard assembly	2	
4	1FZ20MT03000	Gantry mount assembly	2	
5	1FZ20MT04000	Carriage guard assembly	1	
6	1FZ20MT05000	Hose Clamp Fixing Assembly	1	
7	1FZ20MT06000	Proximity switch assembly	1	
8	1FZ20MT00001	Eccentric adjustment sleeve	2	
9	1FZ20MT00002	Side Roller Limit Sleeve	2	
10	TFZ16.2.1.2-ZP	Eccentric shaft assembly assembly	4	
11	CG92310T-00	Roller	2	
12	CRA91.5-1S-1	Composite Roller Body	2	
13	CRA88.5-6TS.00.6	Composite roller other accessories	4	
14	GB5783 M20x120	Hexagon head bolts	2	
15	GB6170 M20	Type 1 hexagonal nut	4	
16	1FZ20MH31000	Main solenoid valve assembly	1	
17	1FZ20MH32000-B	Buffer solenoid valve assembly	1	
18	1FZ20MH33000-B	Buffer cylinder assembly	1	
19	1FZ20MH34000-B	Oil return pipe welded together	1	
20	1FZ16MH35000	Front shift cylinder assembly	1	MFZ16M、MFZ16H
20	1FZ20MH35000	Front shift cylinder assembly	1	MFZ20M、MFZ20H
21	515001-1FZ20MC1-V10	Intelligent IO Electronic Control Assembly	1	
22				
23				

Fig. 3-3 1FZ20MT01000 Door Frame Connection Assembly

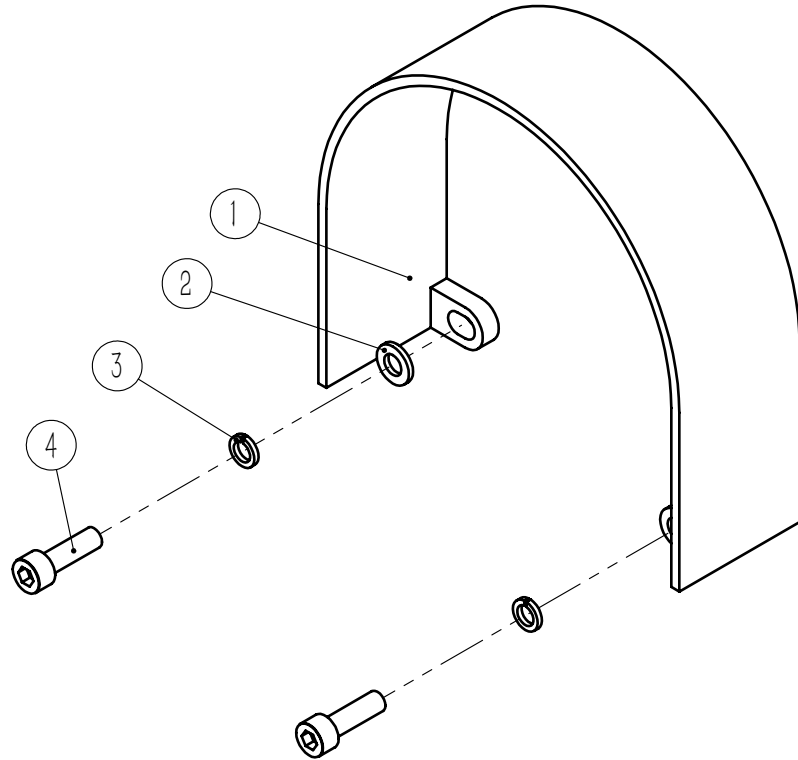
Suitable for MFZ16M、MFZ16H、MFZ20M、MFZ20H Model



No.	Code	Name	Qty.	Remark
1	1FZ20MT01001	Gantry base connection plate	1	
2	1FZ20MT01002	t1 gantry attachment plate	/	Quantity according to the actual situation
3	1FZ20MT01003	t4 gantry attachment plate	/	Quantity according to the actual situationz
4	GB93 16	Spring washers	2	
5	GB5782 M16x80	Hexagon head bolts	2	
6				
7				
8				
9				
10				
11				
12				
13				
14				
15				
16				
17				
18				
19				
20				
21				
22				
23				
24				

Fig.3-4 1FZ20MT02000 Roller Guard Assembly

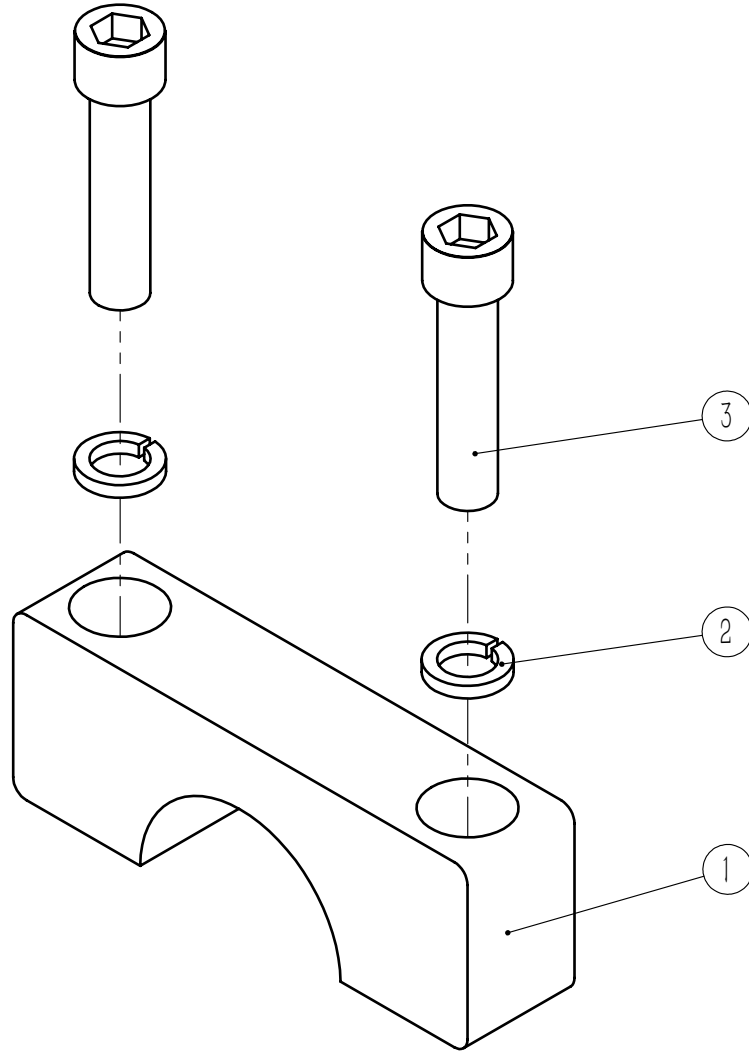
Suitable for MFZ16M、MFZ16H、MFZ20M、MFZ20H Model



No.	Code	Name	Qty.	Remark
1	1FZ20MT02100	Roller guards welded together	1	
2	GB97.1 6	Flat washers	2	
3	GB93 6	Spring washers	2	
4	GB70.1 M6x20	Hexagon socket cheese head screws	2	
5				
6				
7				
8				
9				
10				
11				
12				
13				
14				
15				
16				
17				
18				
19				
20				
21				
22				
23				
24				

Fig. 3-5 1FZ20MT03000 Mast Mount Assembly

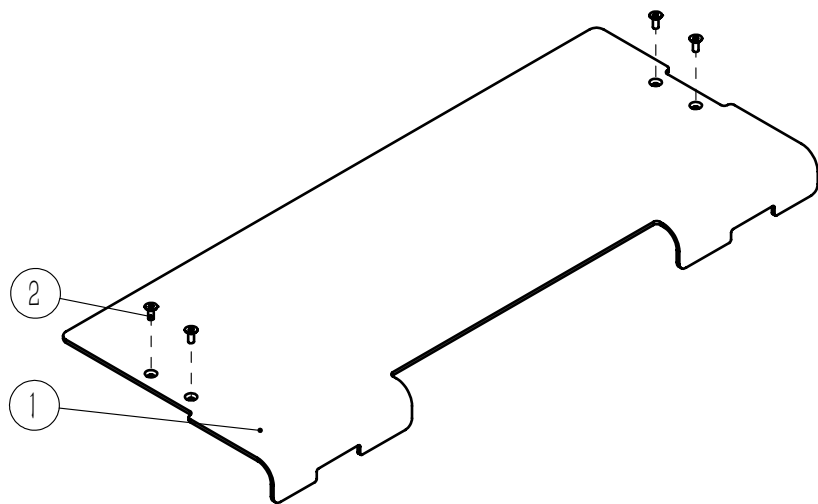
Suitable for MFZ16M, MFZ16H, MFZ20M, MFZ20H Model



No.	Code	Name	Qty.	Remark
1	1FZ20MT03001	Mast Mounts	1	
2	GB93 16	Spring coil washer	2	
3	GB70.1 M16x70	Hexagon socket cheese head screws	2	
4				
5				
6				
7				
8				
9				
10				
11				
12				
13				
14				
15				
16				
17				
18				
19				
20				
21				
22				
23				
24				

Fig.3-6 1FZ20MT04000 Carriage Guard Assembly

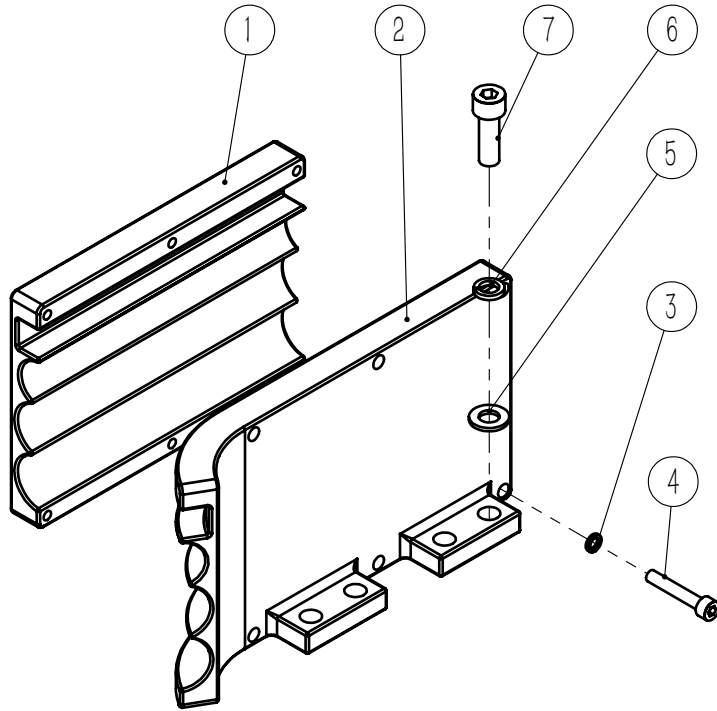
Suitable for MFZ16M、MFZ16H、MFZ20M、MFZ20H Model



No.	Code	Name	Qty.	Remark
1	1FZ20MT04001	Scooter guards	1	
2	GB70.3 M6×16	Hexagon socket countersunk head screws	4	
3				
4				
5				
6				
7				
8				
9				
10				
11				
12				
13				
14				
15				
16				
17				
18				
19				
20				
21				
22				
23				
24				

Fig.3-7 1FZ20MT05000 Fuel Line Clamp Retainer Assembly

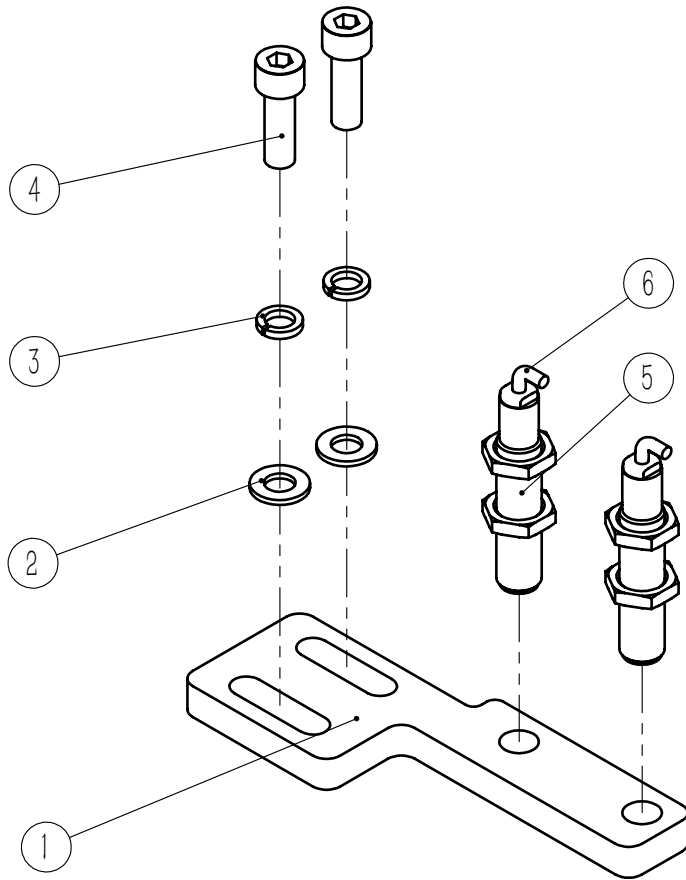
Suitable for MFZ16M, MFZ16H, MFZ20M, MFZ20H Model



No.	Code	Name	Qty.	Remark
1	1FZ20MT05001	Hose clamp fixing plate	1	
2	1FZ20MT05002	Hose Clamp Mounting Plate	1	
3	GB93 5	spring-loaded washer	6	
4	GB70.1 M5x30	Hexagon socket cheese head screws	6	
5	GB97.1 8	flat washer	4	
6	GB93 8	spring-loaded washer	4	
7	GB70.1 M8x25	Hexagon socket cheese head screws	4	
8				
9				
10				
11				
12				
13				
14				
15				
16				
17				
18				
19				
20				
21				
22				
23				
24				

Fig.3-8 1FZ20MT06000 Proximity Switch Assembly

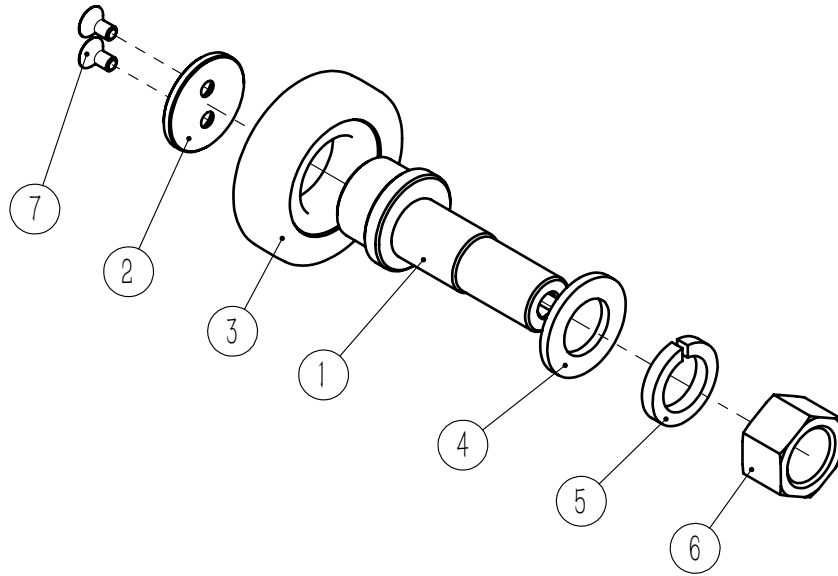
Suitable for MFZ16M、MFZ16H、MFZ20M、MFZ20H Model



No.	Code	Name	Qty.	Remark
1	1FZ20MT06001	Proximity Switch Mounting Plate	1	
2	GB97.1 6	Flat washer (mechanical engineering)	2	
3	GB93 6	Spring-loaded washer	2	
4	GB70.1 M6x20	Hexagon socket cheese head screws	2	
5	IME12-06BPSZC0K	Proximity switch	2	
6	YF2A14-1000	A-head socket assembly	2	
7				
8				
9				
10				
11				
12				
13				
14				
15				
16				
17				
18				
19				
20				
21				
22				
23				
24				

Fig.3-9 TFZ16.2.1.2-ZP Eccentric Shaft Assembly Components

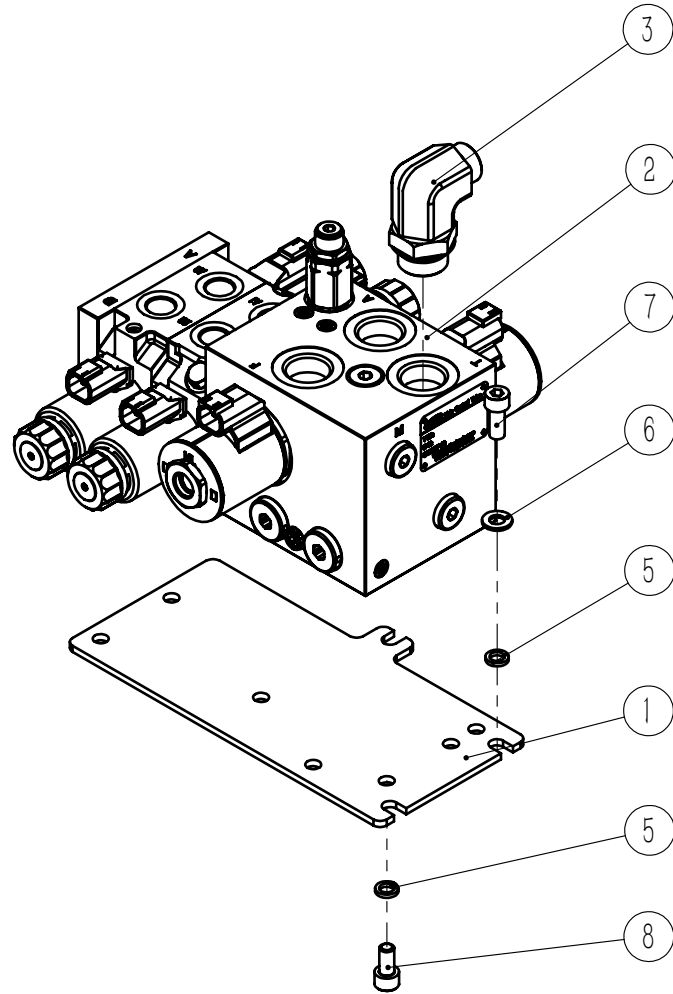
Suitable for MFZ16M、MFZ16H、MFZ20M、MFZ20H Model



No.	Code	Name	Qty.	Remark
1	TFZ16.2.1.2	Eccentricity shaft for mast adjustment	1	
2	TFZ16.2.1.3	Baffle	1	
3	NL077.7.00R1-1-00	Track roller	1	
4	GB97.1 6	Flat washer (mechanical engineering)	1	
5	GB93 6	Spring-loaded washer	1	
6	GB6171 M24x2	Hexagon nuts type 1	1	
7	GB70.3 M6x12	Hexagon socket countersunk head screws	2	
8				
9				
10				
11				
12				
13				
14				
15				
16				
17				
18				
19				
20				
21				
22				
23				
24				

Fig.3-10 1FZ20MH31000 Main Solenoid Assembly

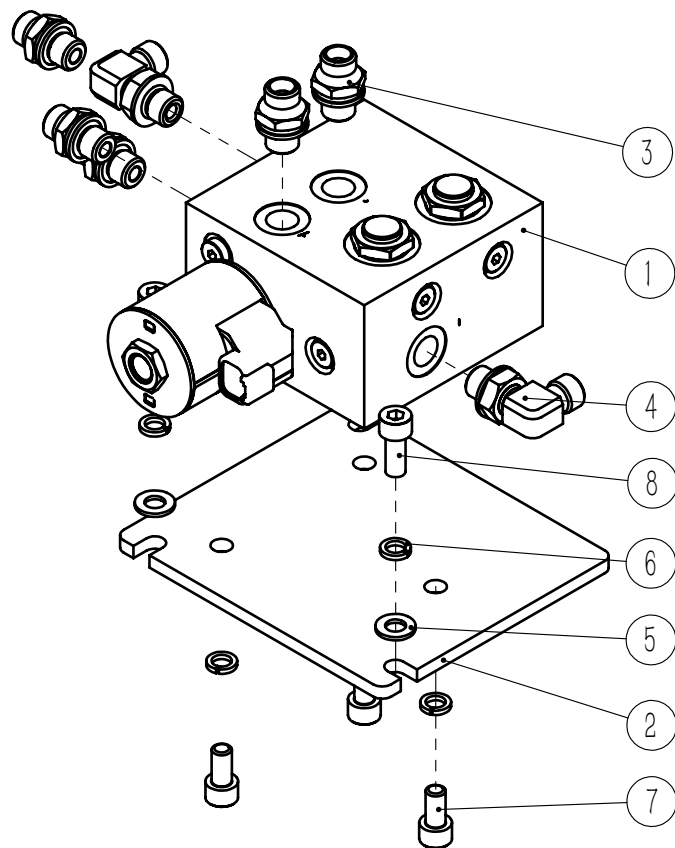
Suitable for MFZ16M、MFZ16H、MFZ20M、MFZ20H Model



No.	Code	Name	Qty.	Remark
1	1FZ20MH31001	Main solenoid valve mounting plate	1	
2	EHG04F-512	Solenoid Proportional Multi-Control Valves	1	
3	S1CG9-22-12OG	Right Angle Pipe Fitting	1	
4	GB97.1 8	Flat washer (mechanical engineering)	3	
5	GB93 8	spring-loaded washer	7	
6	GB70.1 M8x20	Hexagon socket cheese head screws	3	
7	GB70.1 M8x16	Hexagon socket cheese head screws	4	
8				
9				
10				
11				
12				
13				
14				
15				
16				
17				
18				
19				
20				
21				
22				
23				
24				

Fig. 3-11 1FZ20MH32000-B Buffer Solenoid Valve Assembly

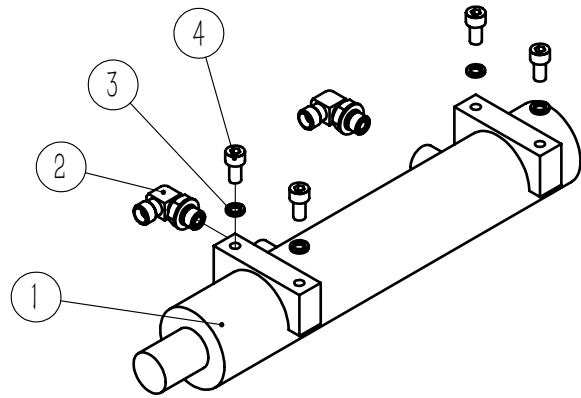
Suitable for MFZ16M、MFZ16H、MFZ20M、MFZ20H Model



No.	Code	Name	Qty.	Remark
1	DCF-T-2	Solenoid valve set	1	
2	1FZ20MH32001-B	Buffer valve manifold	1	
3	S1CG-14-04DQ	Mounting plate	5	
4	S1CG9-14-04OGDQ	Straight Fittings	2	
5	GB97.1 8	Flat washer (mechanical engineering)	3	
6	GB93 8	Spring-loaded washer	6	
7	GB70.1 M8x16	Hexagon socket cheese head screws	3	
8	GB70.1 M8x20	Hexagon socket cheese head screws	3	
9				
10				
11				
12				
13				
14				
15				
16				
17				
18				
19				
20				
21				
22				
23				
24				

Fig.3-12 1FZ20MH33000-B Buffer Cylinder Assembly

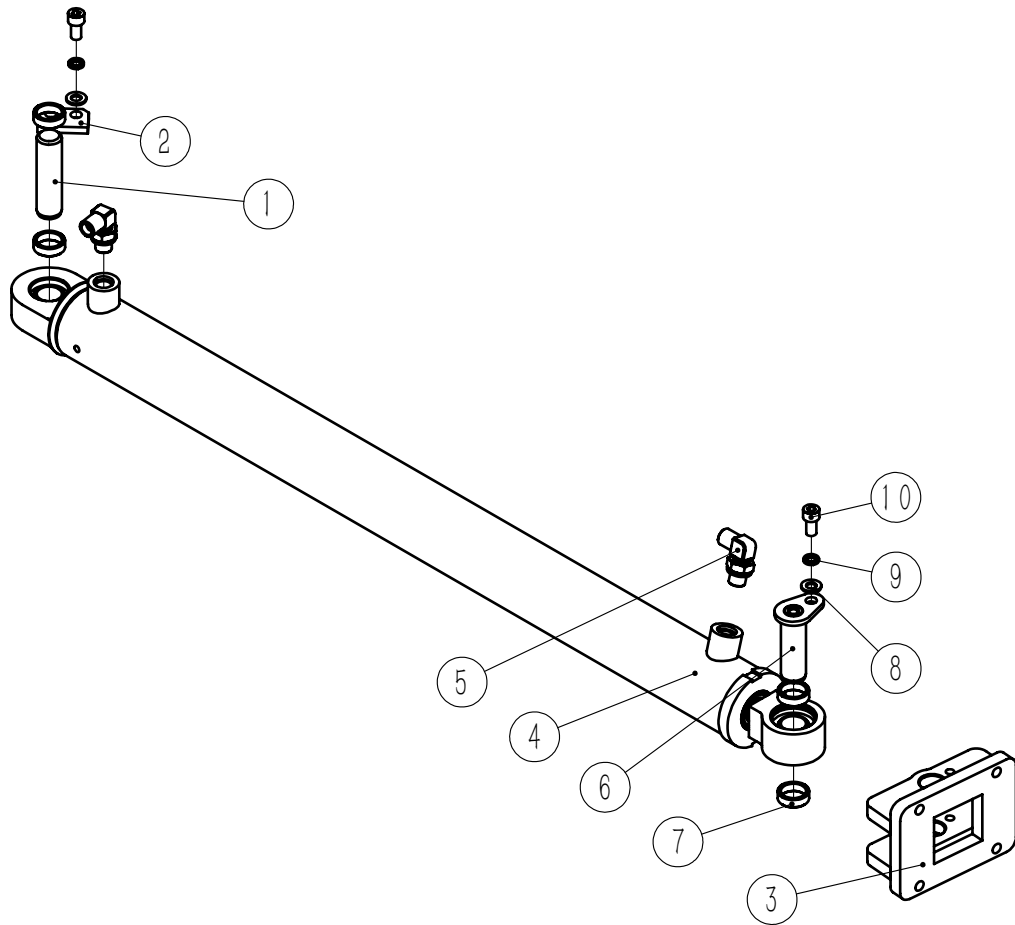
Suitable for MFZ16M、MFZ16H、MFZ20M、MFZ20H Model



No.	Code	Name	Qty.	Remark
1	BYCN50BT01	Damping Cylinder	1	
2	S1CG9-14-04OGDQ	Right Angle Pipe Fitting	2	
3	GB93 8	spring washer	4	
4	GB70.1 M8x16	Hexagon socket cheese head screws	4	
5				
6				
7				
8				
9				
10				
11				
12				
13				
14				
15				
16				
17				
18				
19				
20				
21				
22				
23				
24				

Fig. 3-13 1FZ16MH35000 Front Shift Cylinder Assembly

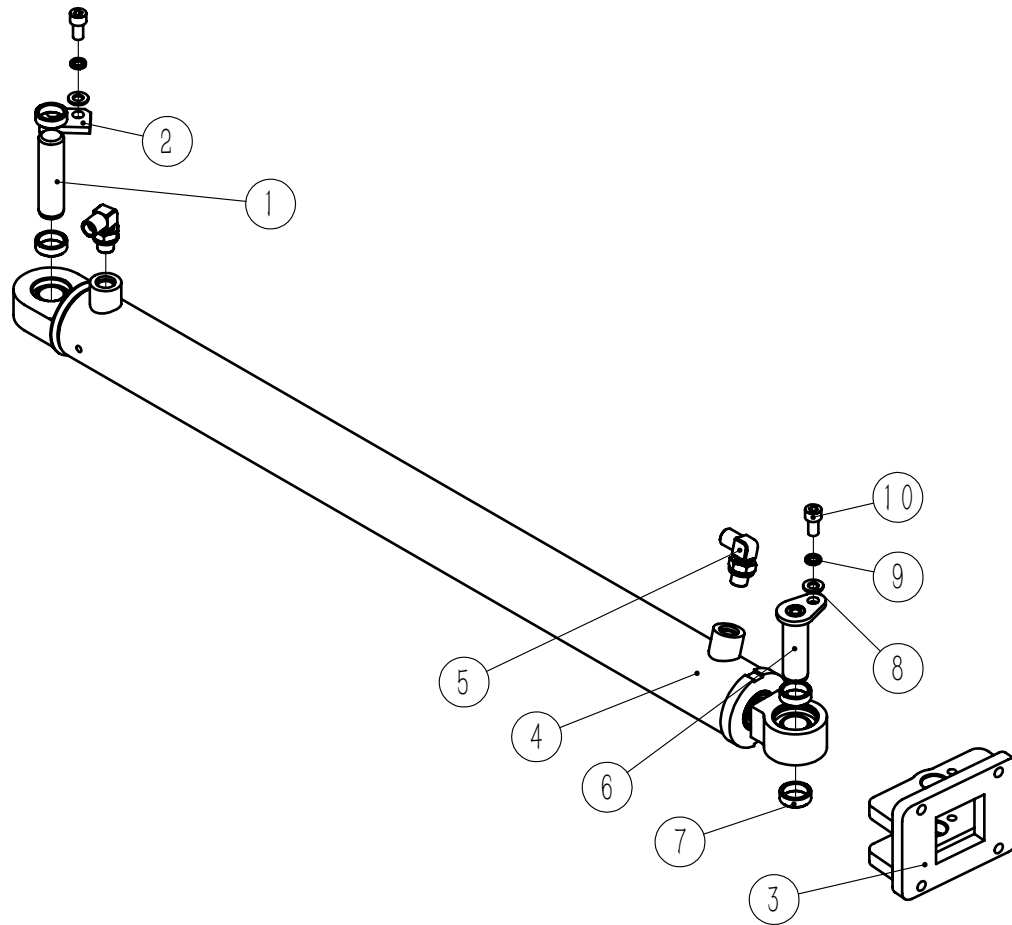
Suitable for MFZ16M、MFZ16H、MFZ20M、MFZ20H Model



No.	Code	Name	Qty.	Remark
1	1FZ20MH35001	Forward Cylinder Pin	1	
2	1FZ20MH35002	Forward Cylinder Pin Plate	1	
3	1FZ20MH35100	Welding of the rear fixture of the front shifting cylinder	1	
4	QY3050-1FZ586	Forward moving cylinder	1	
5	S1CG9-14-04OGDQ	Right Angle Pipe Fitting	2	
6	XZ20-060-LW	Trunnion pin	1	
7	GT203008	Spacer	4	
8	GB97.1 8	Flat washer (mechanical engineering)	3	
9	GB93 8	Spring-loaded washer	3	
10	GB70.1 M8x16	Hexagon socket cheese head screws	3	
11				
12				
13				
14				
15				
16				
17				
18				
19				
20				
21				
22				
23				
24				

Fig. 3-14 1FZ20MH35000 Front Shift Cylinder Assembly

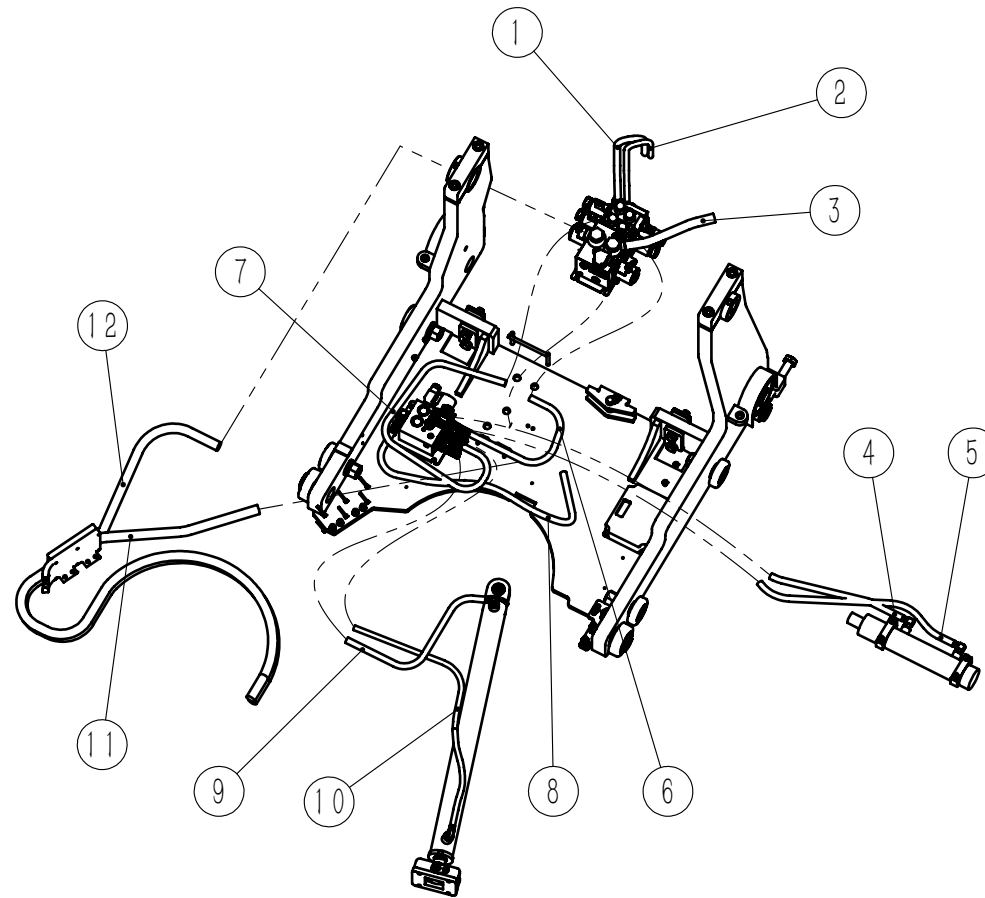
Suitable for MFZ20M, MFZ20H Models



No.	Code	Name	Qty.	Remark
1	1FZ20MH35001	Forward Cylinder Pin	1	
2	1FZ20MH35002	Forward Cylinder Pin Plate	1	
3	1FZ20MH35100	Welding of the rear fixture of the front shifting cylinder	1	
4	QY3050-1FZ644	Forward Cylinder	1	
5	S1CG9-14-04OGDQ	Right Angle Pipe Fitting	2	
6	XZ20-060-LW	Trunnion pin	1	
7	GT203008	spacer	4	
8	GB97.1 8	Flat washer (mechanical engineering)	3	
9	GB93 8	Spring-loaded washer	3	
10	GB70.1 M8×16	Hexagon socket cheese head screws	3	
11				
12				
13				
14				
15				
16				
17				
18				
19				
20				
21				
22				
23				
24				

Fig. 3-15 1FZ20MH-01 Skid Steer Hydraulic Line Diagram (with cushioning)

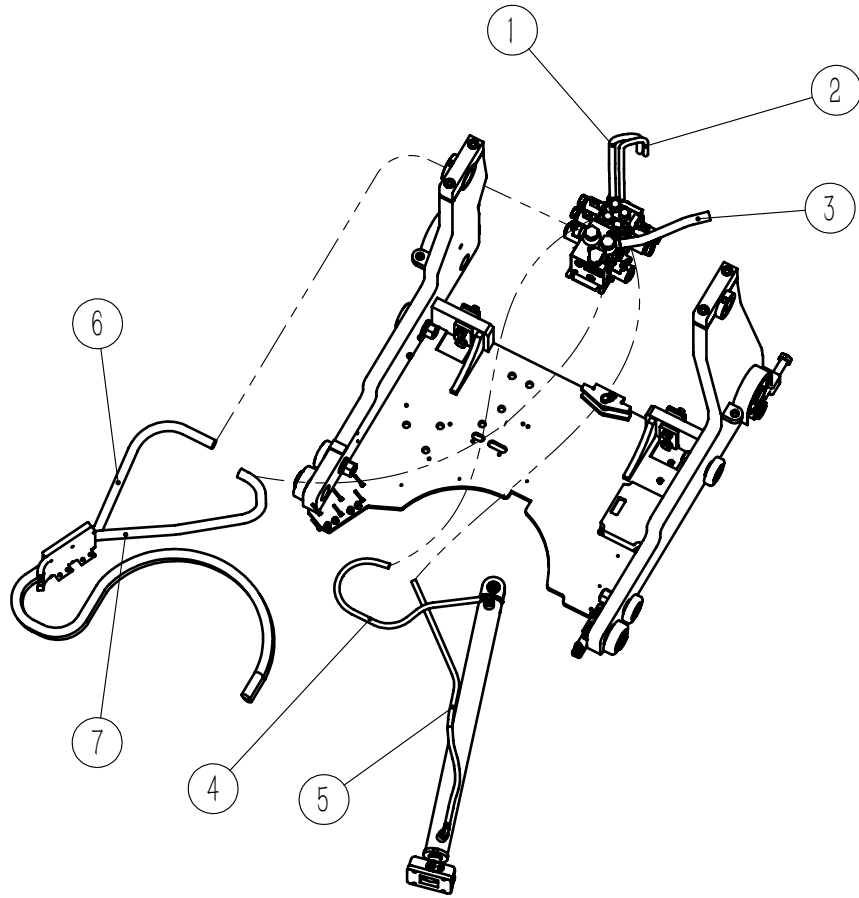
Suitable for MFZ16M, MFZ16H, MFZ20M, MFZ20H Model



No.	Code	Name	Qty.	Remark
1	YGGHS-06045J	Hydraulic Hose Assemblies	1	
2	YGGHS-06050J	Hydraulic Hose Assemblies	1	
3	YGT02-16038G	Hydraulic Hose Assemblies	1	
4	YGLED-06045J	Hydraulic Hose Assemblies	1	
5	YGLED-06060J	Hydraulic Hose Assemblies	1	
6	YGGED-06050J	Hydraulic Hose Assemblies	1	
7	YGGED-06075J	Hydraulic Hose Assemblies	1	
8	YGLED-06090J	Hydraulic Hose Assemblies	1	
9	YGIED-06050J	Hydraulic Hose Assemblies	1	
10	YGIED-06095J	Hydraulic Hose Assemblies	1	
11	YGT01-16260J	Hydraulic Hose Assemblies	1	
12	YGT04-16210J	Hydraulic Hose Assemblies	1	
13				
14				
15				
16				
17				
18				
19				
20				
21				
22				
23				
24				

Fig.3-16 1FZ20MH-02 Hydraulic Pipeline Diagram of Pulley (without buffer)

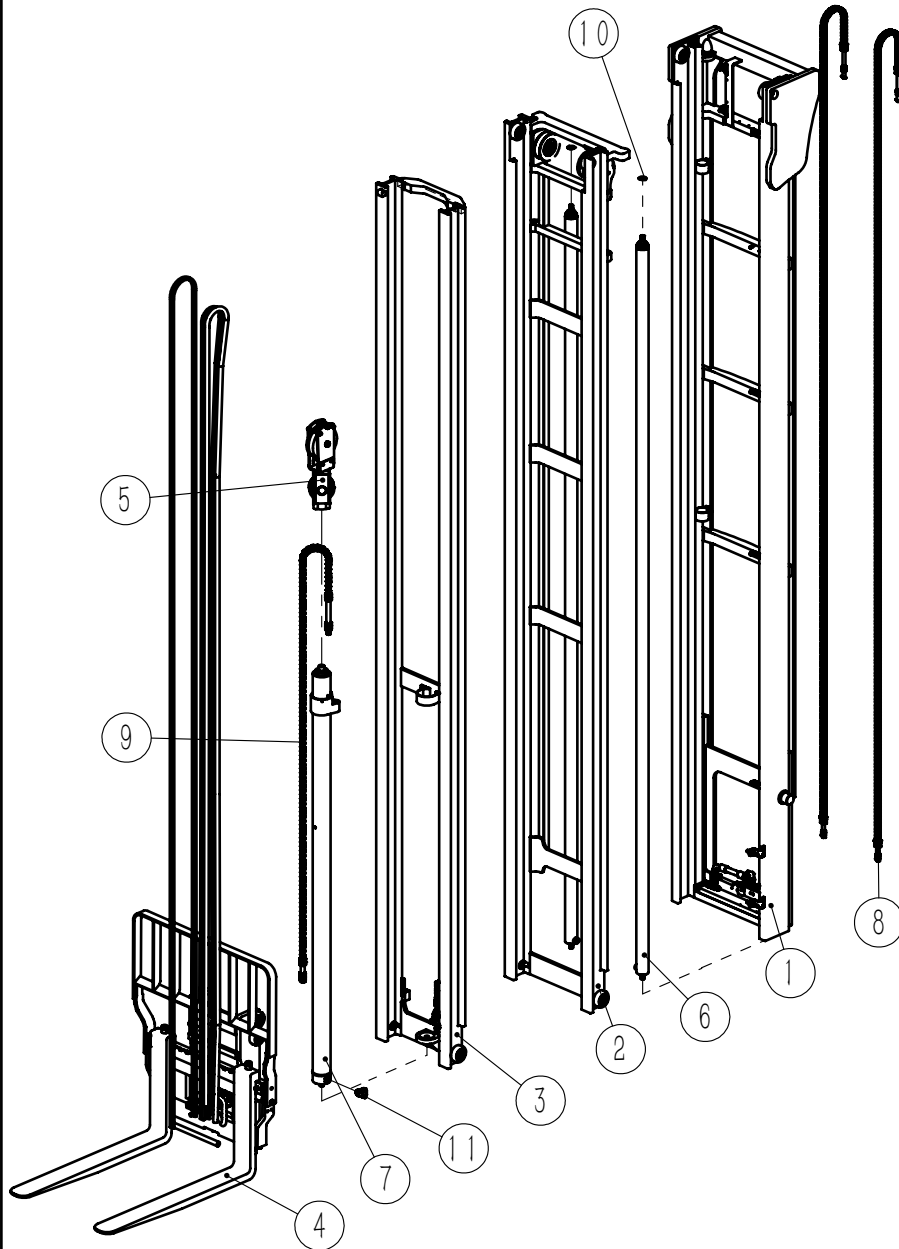
Suitable for MFZ16M、MFZ16H、MFZ20M、MFZ20H Model



No.	Code	Name	Qty.	Remark
1	YGGHS-06045J	Hydraulic hose assembly	1	
2	YGGHS-06050J	Hydraulic hose assembly	1	
3	YGT02-16038G	Hydraulic hose assembly	1	
4	YGGED-06065J	Hydraulic hose assembly	1	
5	YGGED-06085J	Hydraulic hose assembly	1	
6	YGT04-16210J	Hydraulic hose assembly	1	
7	YGT01-16265J	Hydraulic hose assembly	1	
8				
9				
10				
11				
12				
13				
14				
15				
16				
17				
18				
19				
20				
21				
22				
23				
24				

Fig.4-1 1FZ20MxxxT-CxDx-LT Lifting Component

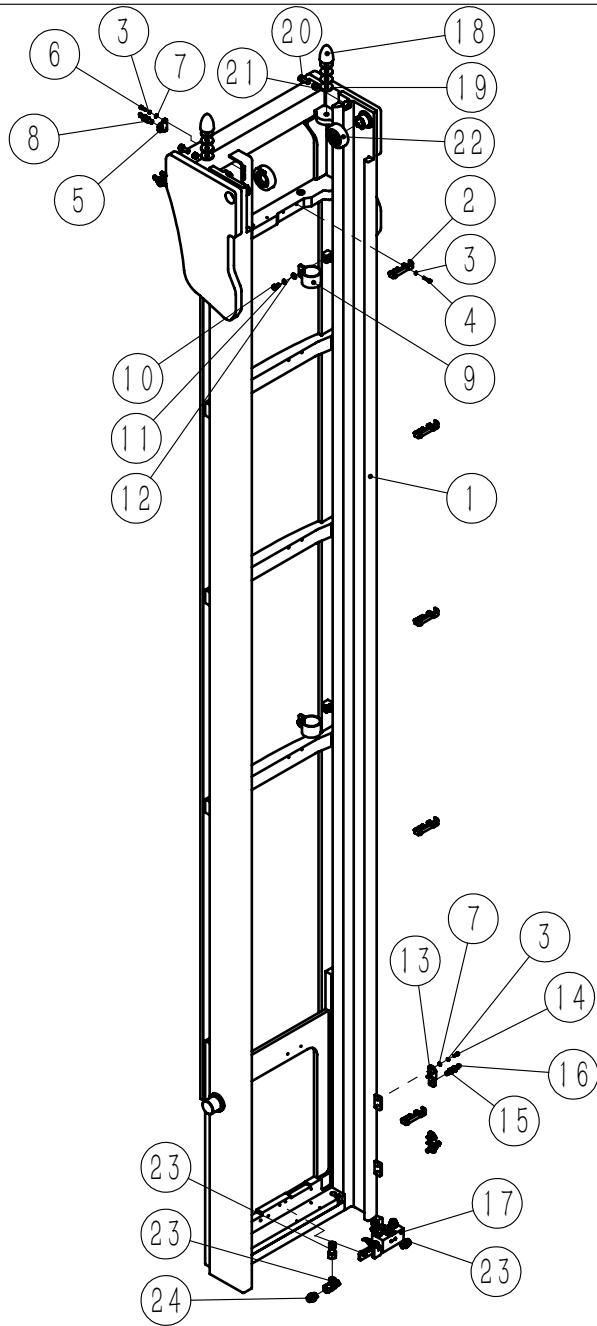
Suitable for MFZ16M、MFZ16H、MFZ20M、MFZ20H Model



No.	Code	Name	Qty.	Remark
1	1FZ20MB10000	External mast component	1	See selection table.
2	1FZ20MB20000	Middle mast component	1	See selection table.
3	1FZ20MB30000	Inner mast component	1	See selection table.
4	1FZ20MB40000T85	Inner carriage fork assembly	1	Applicable height is 8.5 meters and below, without lateral displacement (optional)
4	1FZ20MB40000T85-C	Inner carriage fork assembly	1	Applicable height is 8.5 meters and below
4	1FZ20MB40000T90	Inner carriage fork assembly	1	Applicable height is 9 meters and above, Without Side shifter(optional)
4	1FZ20MB40000T90-C	Inner carriage fork assembly	1	Applicable height is 9 meters and above,
5	1FZ20MB50000	Sprocket and pulley assembly	1	
6	TM4555-MFZ	Lifting cylinder	2	See selection table (rear cylinder)
7	TM6580-1FZ	Lifting cylinder	1	See selection table (front cylinder)
8	LH1244	Hoisting chain group	2	See selection table (rear cylinder)
9	LH1634	Hoisting chain group	1	See selection table (front cylinder)
10	MFZ20.2.30	Adjusting shim	10	The quantity is adjusted according to the actual situation
11	S1CG9-22-12OG(AH13)	Right-angle pipe joint	1	
12				
13				
14				
15				
16				
17				
18				
19				
20				
21				

Fig.4-2 1FZ20MB10000 Outside Mast Component

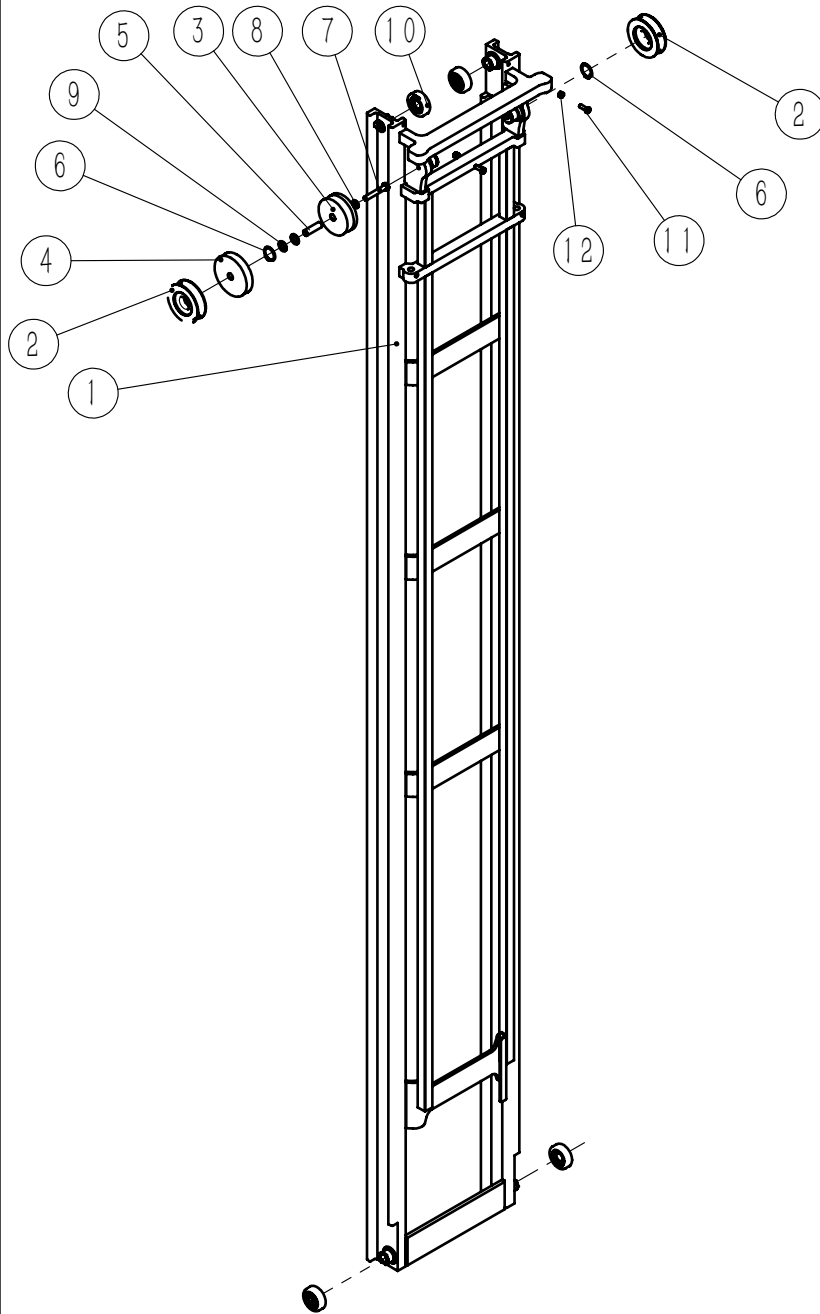
Suitable for MFZ16M、MFZ16H、MFZ20M、MFZ20H Model



No.	Code	Name	Qty.	Remark
1	1FZ20MB11000	Welding of outer portal frame	1	
2	1FZ20MB12001	Left tubing clamp	5	Adjust according to height
3	GB93 6	Spring washer	18	
4	GB70.1 M6x30	Hexagon socket head cap screws	10	
5	MFZ20.2.1.5.1HF100	Photoelectric switch mounting plate	2	
6	GB70.1 M6x20	Hexagon socket head cap screws	4	
7	GB97.1 6	Flat washer	8	
8	Ni4-M12-LIU-M-500	Proximity switch assembly	2	
9	1FZ20MB14001	Cylinder clamp	4	Adjust according to height
10	GB5783 M10x20	Spring washer	4	
11	GB93 10	Hexagonal-head bolt	4	
12	GB97.1 10	Flat washer	4	
13	1FZ20MB15001	Photoelectric switch mounting plate	2	
14	GB70.1 M6x16	Hexagon socket head cap screws	4	
15	IME12-06BPSZC0K	Proximity switch	2	
16	YF2A14-020VB3XLEAX	Connector cable	2	
17	1FZ20MH41000	Gantry integrated valve block assembly	1	
18	5064VP27	Damper	2	
19	GT124506	Distance sleeve	8	
20	GB5783 M12x35	Hexagonal-head bolt	2	
21	GB6170 M12	Hexagon nuts,style 1	2	
22	CRA90.8-2S-00.1	Composite roller body	2	
23	SCC-22W	Internal thread main branch tee joint	2	
24	S1CG-22-08DQ	Straight joint	2	

Fig.4-3 1FZ20MB20000 Middle mast component

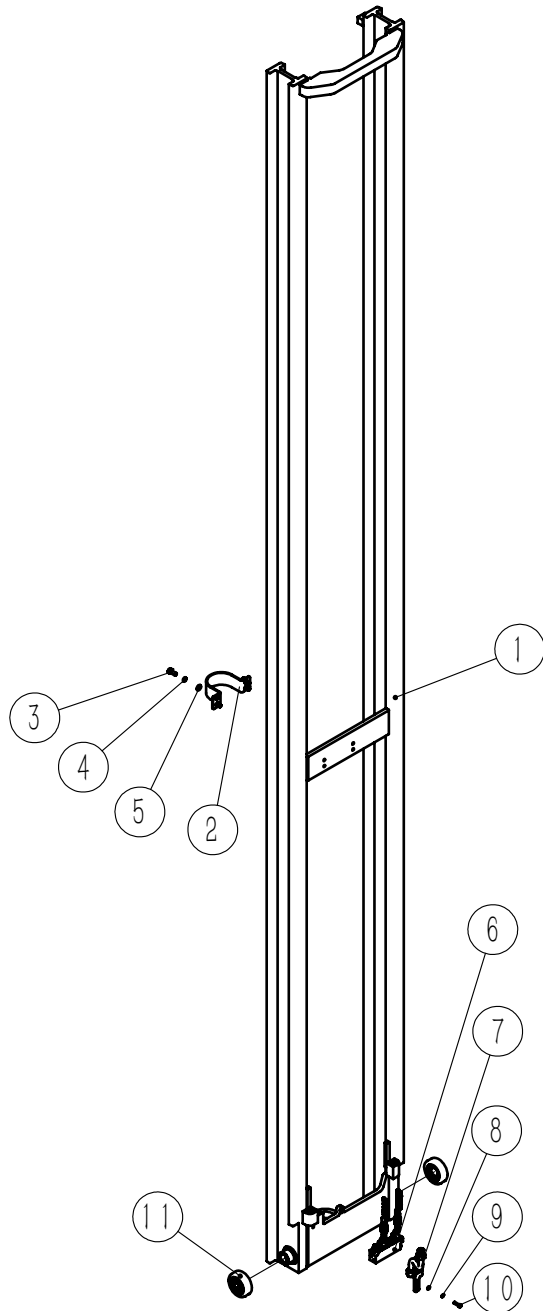
Suitable for MFZ16M、MFZ16H、MFZ20M、MFZ20H Model



No.	Code	Name	Qty.	Remark
1	1FZ20MB21000	Welding of middle mast	1	
2	780310K2S-00	Chain wheel	2	
3	HL23-119-52	Glide wheel	1	
4	HL23-120-33	Glide wheel	1	
5	GT172274	Distance sleeve	1	
6	GB894.1 50	Circlip for shaft	2	
7	GB5786 M16x1.5x100	Hexagonal-head bolt	1	
8	GB97.1 16	Flat washer	1	
9	GB97.1 22	Flat washer	2	
10	CRA90.8-2S-00.1	Composite roller body	4	
11	GB5783 M12x35	Hexagonal-head bolt	2	
12	GB6170 M12	Hexagon nuts,style 1	2	
13				
14				
15				
16				
17				
18				
19				
20				
21				
22				
23				
24				

Fig.4-4 1FZ20MB30000 Inner Mast Component

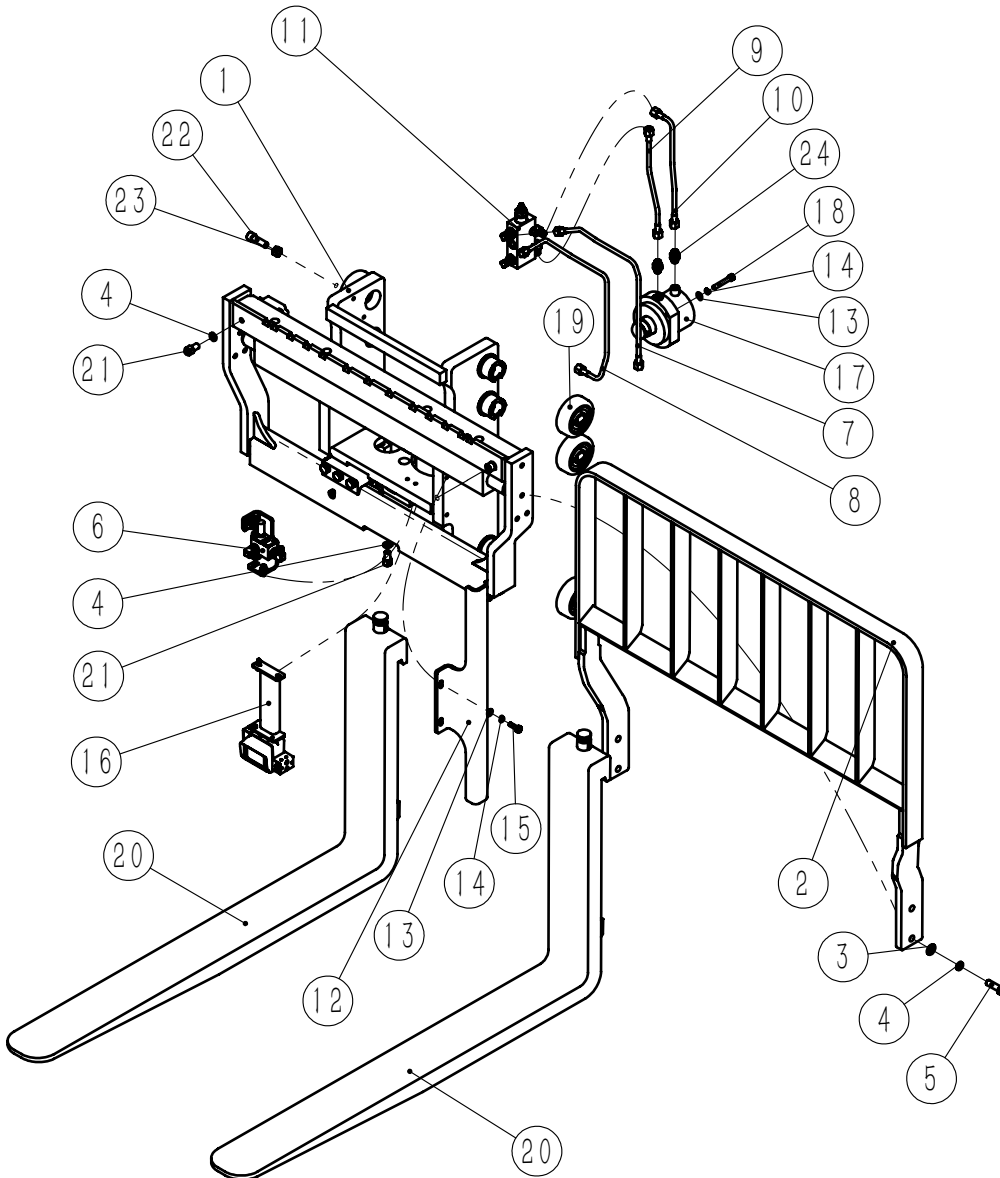
Suitable for MFZ16M、MFZ16H、MFZ20M、MFZ20H Model



No.	Code	Name	Qty.	Remark
1	1FZ20MB31000	Welding of inner mast	1	
2	1FZ20MB32001	Front lifting cylinder clamp	1	
3	GB5783 M10x25	Hexagonal-head bolt	4	
4	GB93 10	Spring washer	4	
5	GB97.1 10	Flat washer	4	
6	1FZ20MH42000	Inclined transition valve block assembly	1	
7	1FZ20MH43000	Welding of front hoisting steel pipe	1	
8	GB97.1 6	Flat washer	2	
9	GB93 6	Spring washer	2	
10	GB70.1 M6x25	Hexagon socket head cap screws	2	
11	CRA90.8-2S-00.1	Composite roller body	2	
12				
13				
14				
15				
16				
17				
18				
19				
20				
21				
22				
23				
24				

Fig.4-5 1FZ20MB4000T85 Inner Carriage Fork Assembly

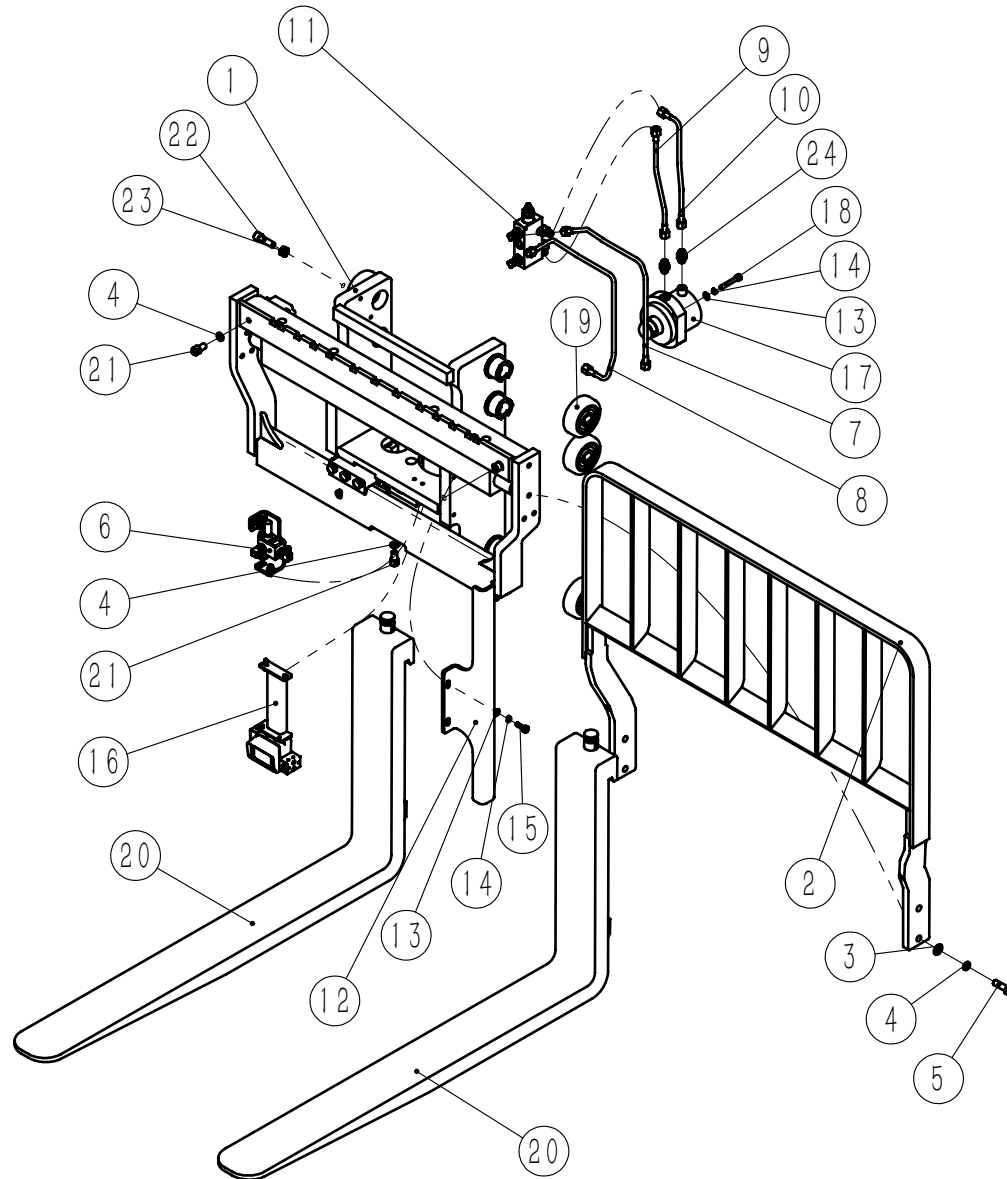
Suitable for MFZ16M、MFZ16H、MFZ20M、MFZ20H Model



No.	Code	Name	Qty.	Remark
1	1FZ20MB4000T85	Fork frame	1	
2	1FZ20MB41100	Shelf welding	1	
3	GB97.1 12	Flat washer	4	
4	GB93 12	Spring washer	7	
5	GB5783 M12x35	hexagonal-head bolt	4	
6	1FZ20MH44000	Carriage valve block assembly	1	
7	1FZ20MH45100	Welding of oil inlet steel pipe	1	
8	1FZ20MH45200	Welding of oil inlet steel pipe	1	
9	1FZ20MH45300	Inclined steel pipe welding	1	
10	1FZ20MH45400	Inclined steel pipe welding	1	
11	1FZ20MH46000	Balance valve assembly	1	
12	1FZ20MB43001	Photoelectric switch sensing plate	1	
13	GB97.1 8	Flat washer	4	
14	GB93 8	Spring washer	4	
15	GB5783 M8x20	Hexagonal-head bolt	2	
16	1FZ20MB42000-H	Wireless video system	1	
17	QX4075-1FZ32	Tilt cylinder	1	
18	GB70.1 M8x50	Hexagon socket head cap screws	2	
19	CRA90.8-2S-00.11.	Composite roller body	6	
20	8T-Lx100x35B2.5T-	Hook B fork	2	Suitable for 1.6t models, see the selection table
20	Lx122x40B	Hook B fork	2	Suitable for 1.6t models, see the selection table
21	GB70.1 M12x20	Hexagon socket head cap screws	1	
22	GB70.1 M12x40	Hexagon socket head cap screws	1	
23	GB6170 M12	Hexagon nuts,style 1	2	

Fig.4-5 1FZ20MB40000T85 Inner Carriage Fork Assembly

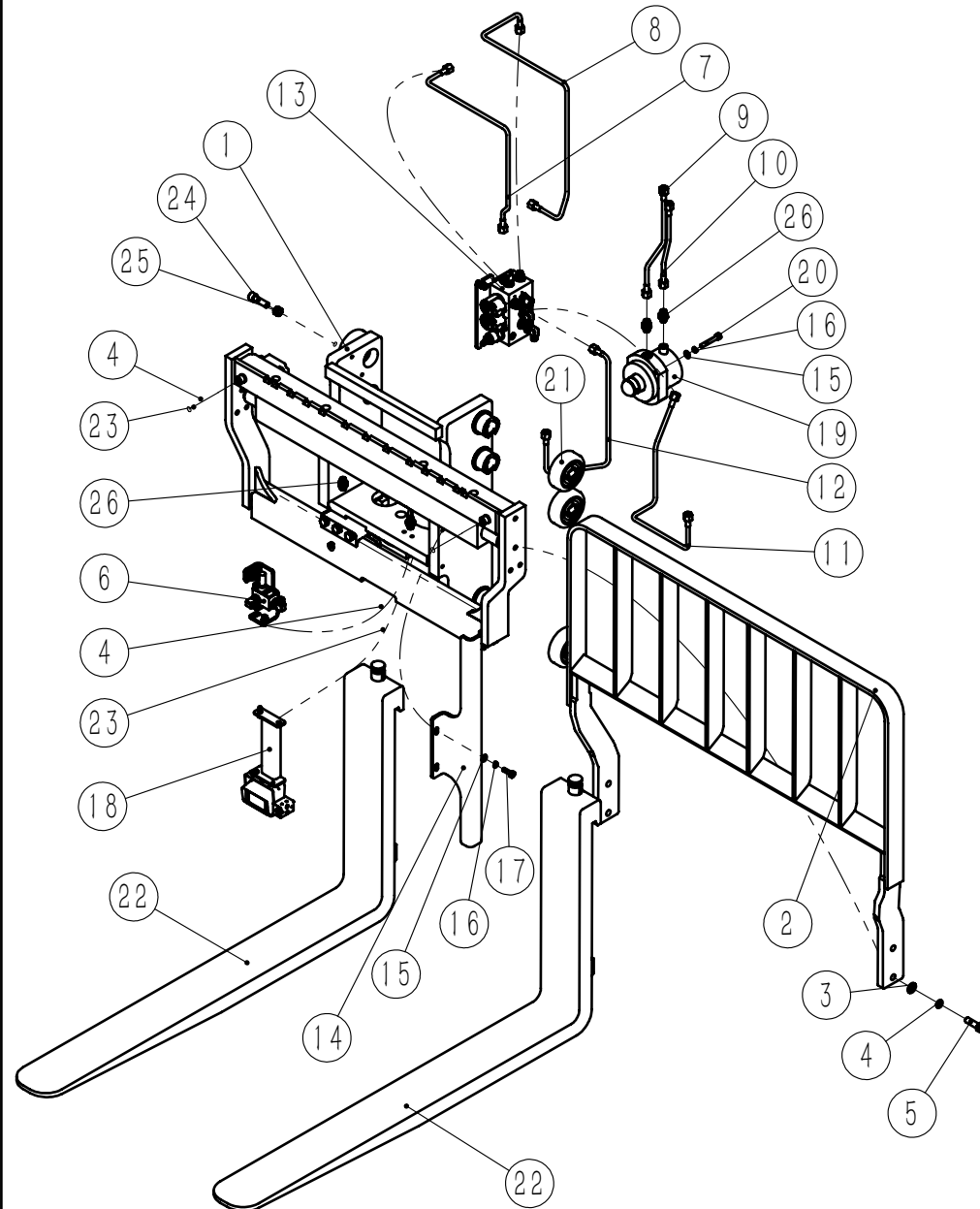
Suitable for MFZ16M, MFZ16H, MFZ20M, MFZ20H Model



No.	Code	Name	Qty.	Remark
24	S1CG-14-04DQ	Straight joint	2	
25				
26				
27				
28				
29				
30				
31				
32				
33				
34				
35				
36				
37				
38				
39				
40				
41				
42				
43				
44				
45				
46				
47				

Fig.4-6 1FZ20MB40000T85-C Inner Carriage Fork Assembly

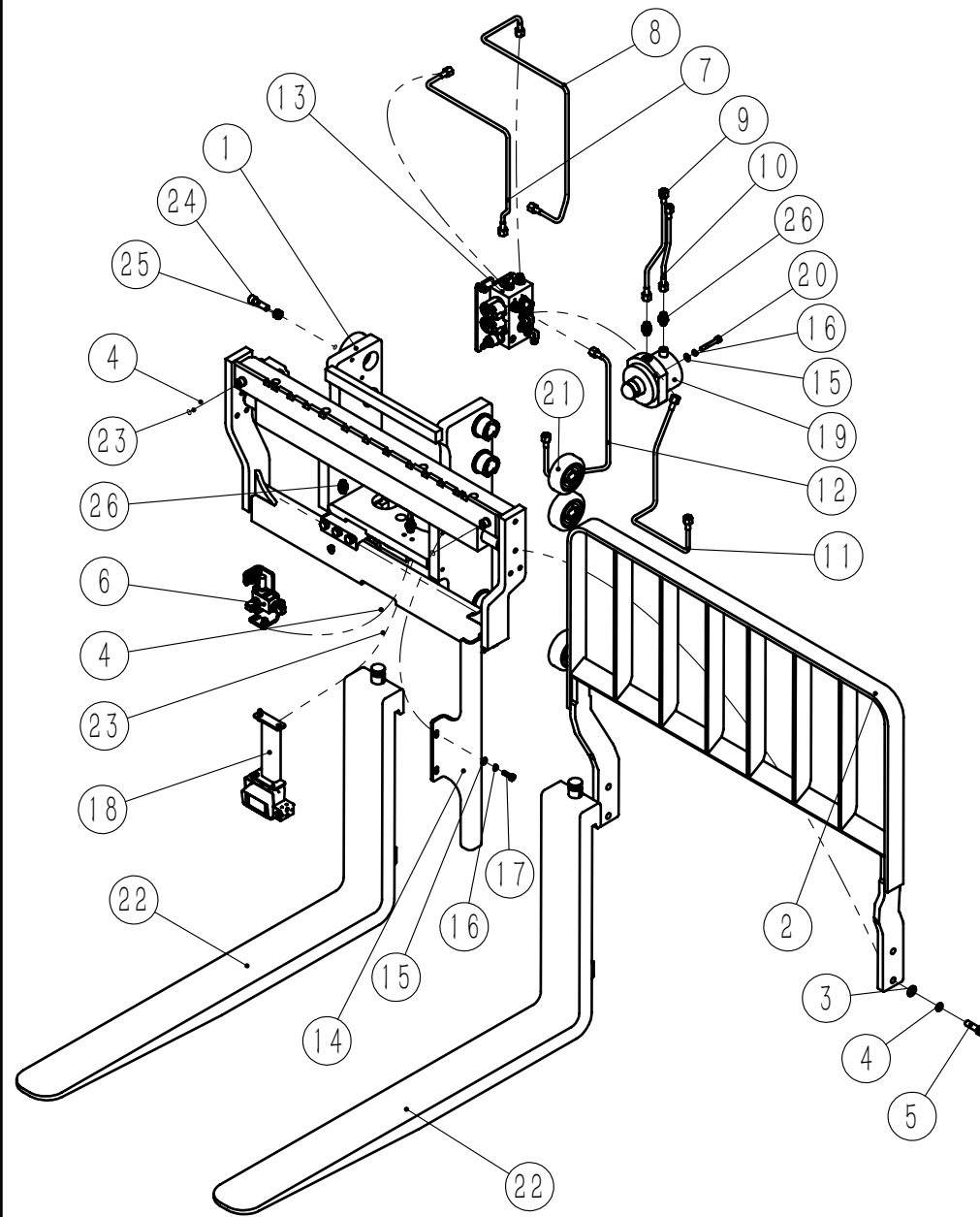
Suitable for MFZ16M、MFZ16H、MFZ20M、MFZ20H Model



No.	Code	Name	Qty.	Remark
1	1FZ20MB40001T90-C	Integrated side shifter	1	
2	1FZ20MB41100	Shelf welding	1	
3	GB97.1 12	Flat washer	4	
4	GB93 12	Spring washer	7	
5	GB5783 M12x35	Hexagonal-head bolt	4	
6	1FZ20MH44000	Carriage valve block assembly	1	
7	1FZ20MH45100-C	Welding of oil inlet steel pipe	1	
8	1FZ20MH45200-C	Welding of oil inlet steel pipe	1	
9	1FZ20MH45300-C	Inclined steel pipe welding	1	
10	1FZ20MH45400-C	Inclined steel pipe welding	1	
11	1FZ20MH45500-C	Left-hand moving steel pipe welding	1	
12	1FZ20MH45600-C	Right-hand moving steel pipe welding	1	
13	1FZ20MH46000-C	Reversing solenoid valve assembly	1	
14	1FZ20MB43001	Photoelectric switch sensing plate	1	
15	GB97.1 8	Flat washer	4	
16	GB93 8	Spring washer	4	
17	GB5783 M8x20	Hexagonal-head bolt	2	
18	1FZ20MB42000-H	Wireless video system	1	
19	QX4075-1FZ32	Tilt cylinder	1	
20	GB70.1 M8x50	Hexagon socket head cap screws	2	
21	CRA90.8-2S-00.1	Composite roller body	6	
22	1.8T-Lx100x35B	Hook B fork	2	
22	2.5T-Lx122x40B	Hook B fork	2	
23	GB70.1 M12x20	Hexagon socket head cap screws	3	

Fig.4-6 1FZ20MB40000T85-C Inner Carriage Fork Assembly

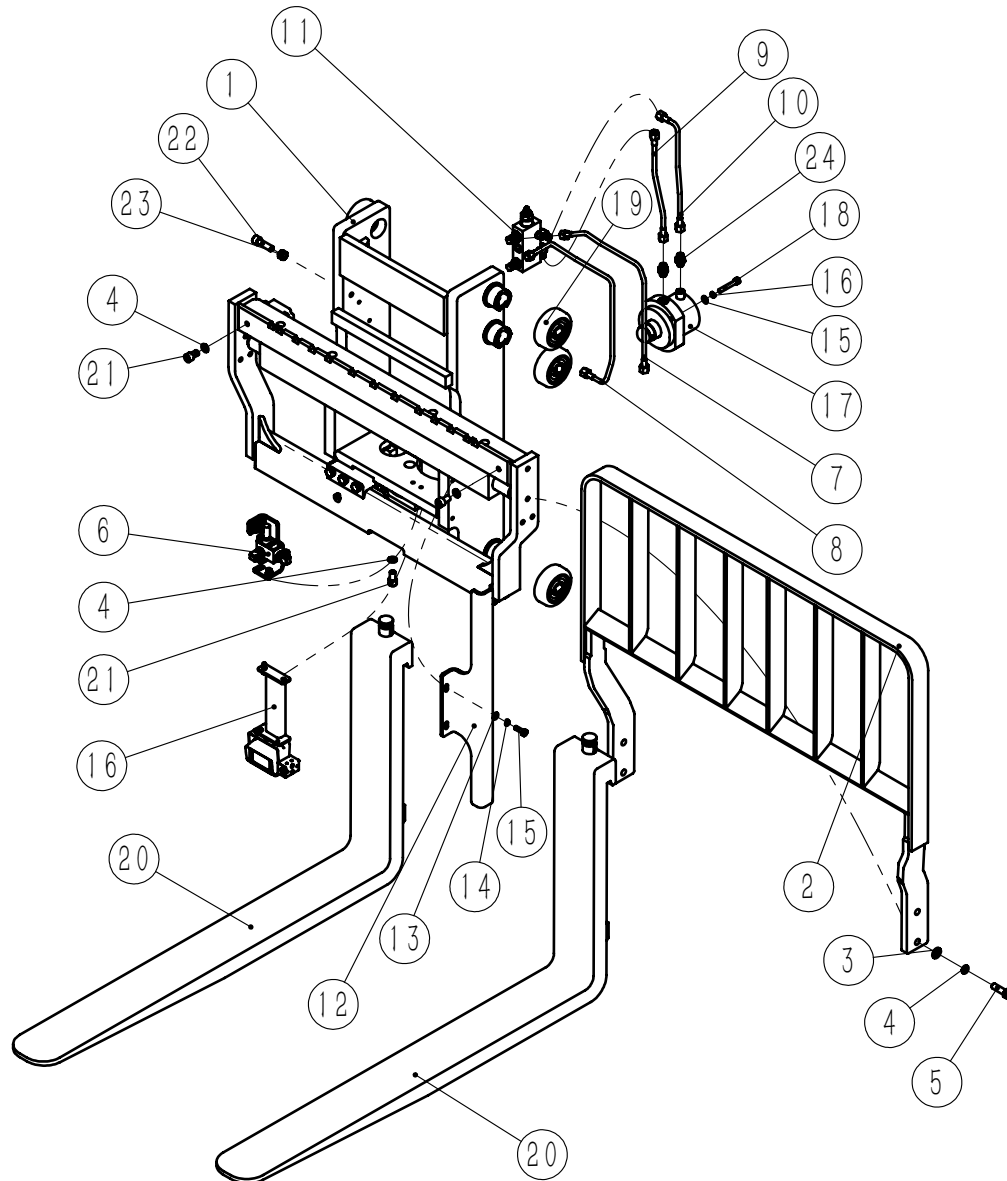
Suitable for MFZ16M、MFZ16H、MFZ20M、MFZ20H Model



No.	Code	Name	Qty.	Remark
24	GB70.1 M12x40	Hexagon socket head cap screws	1	
25	GB6170 M12	Hexagon nuts,style 1	1	
26	S1CG-14-04DQ	Straight joint	4	
27				
28				
29				
30				
31				
32				
33				
34				
35				
36				
37				
38				
39				
40				
41				
42				
43				
44				
45				
46				
47				

Fig.4-7 1FZ20MB4000T90 Inner Carriage Fork Assembly

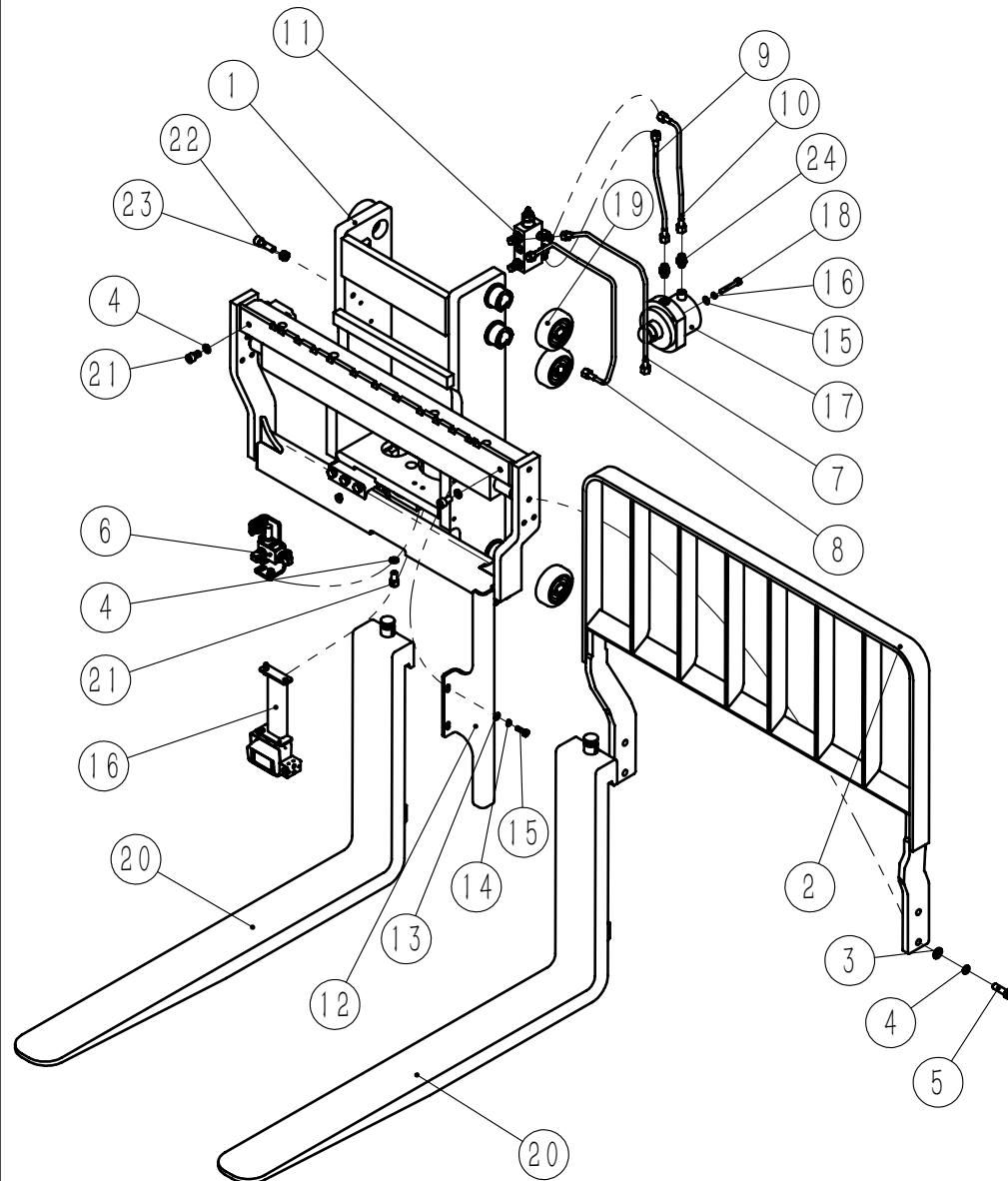
Suitable for MFZ16M、MFZ16H、MFZ20M、MFZ20H Model



No.	Code	Name	Qty.	Remark
1	1FZ20MB4000T90	Fork frame	1	
2	1FZ20MB41100	Shelf welding	1	
3	GB97.1 12	Flat washer	4	
4	GB93 12	Spring washer	7	
5	GB5783 M12x35	Hexagonal-head bolt	4	
6	1FZ20MH44000	Carriage valve block assembly	1	
7	1FZ20MH45100	Welding of oil inlet steel pipe	1	
8	1FZ20MH45200	Welding of oil inlet steel pipe	1	
9	1FZ20MH45300	Welding of inclined steel pipe	1	
10	1FZ20MH45400	Inclined steel pipe welding	1	
11	1FZ20MH46000	Balance valve assembly	1	
12	1FZ20MB43001	Photoelectric switch sensing plate	1	
13	GB97.1 8	Flat washer	4	
14	GB93 8	Spring washer	4	
15	GB5783 M8x20	Hexagonal-head bolt	2	
16	1FZ20MB42000-H	Wireless video system	1	
17	QX4075-1FZ32	Tilt cylinder	1	
18	GB70.1 M8x50	Hexagon socket head cap screws	2	
19	CRA90.8-2S-00.1	Composite roller body	6	
20	1.8T-Lx100x35B	Hook B fork	2	Suitable for 1.6t models, see the selection table.
20	2.5T-Lx122x40B	Hook B fork	2	Suitable for 2.0t models, see the selection table.
21	GB70.1 M12x20	Hexagon socket head cap screws	3	
22	GB70.1 M12x40	Hexagon socket head cap screws	1	
23	GB6170 M12	Hexagon nuts,style 1	1	

Fig.4-7 1FZ20MB40000T90 Inner Carriage Fork Assembly

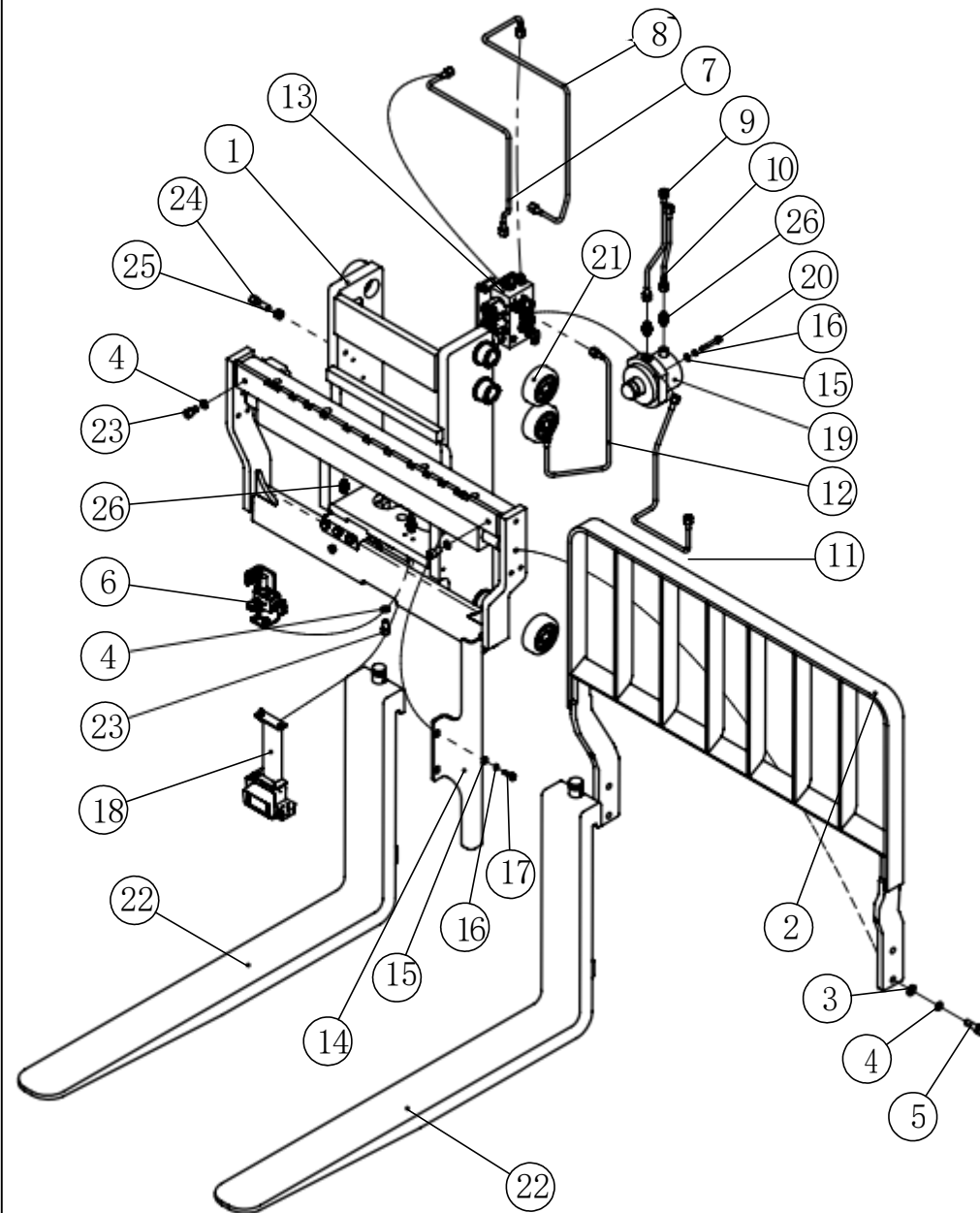
Suitable for MFZ16M、MFZ16H、MFZ20M、MFZ20H Model



No.	Code	Name	Qty.	Remark
24	S1CG-14-04DQ	Straight joint	2	
25				
26				
27				
28				
29				
30				
31				
32				
33				
34				
35				
36				
37				
38				
39				
40				
41				
42				
43				
44				
45				
46				
47				

Fig.4-8 1FZ20MB4000T90-C Inner Carriage Fork Fram Assembly

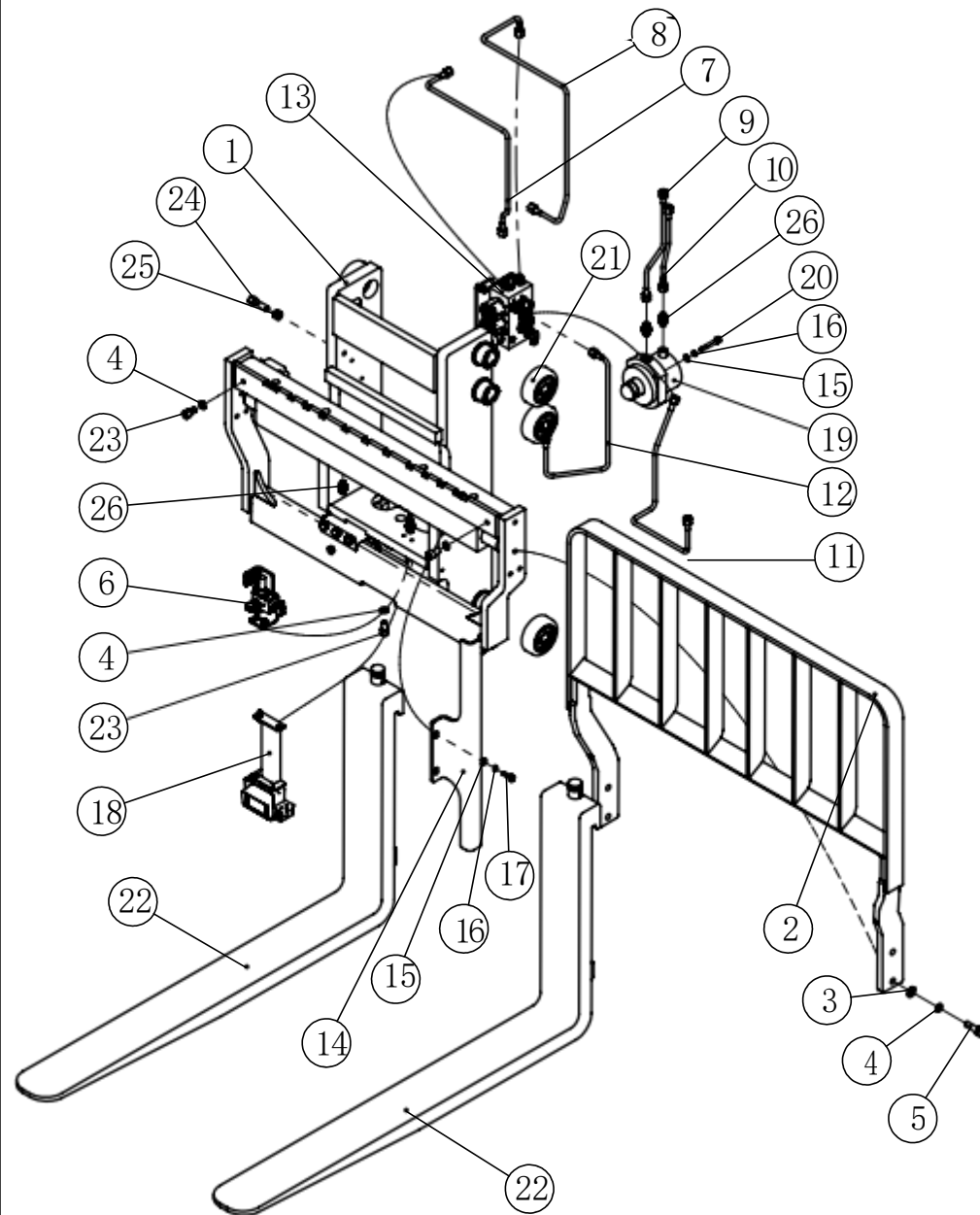
Suitable to MFZ16M、MFZ16H、MFZ20M、MFZ20 models



NO.	Code	Name	Qty.	Remark
1	1FZ20MB4000T90-C	Intergal side shifter	1	
2	1FZ20MB41100	Shelf welding	1	
3	GB97.1 12	Flat washer	4	
4	GB93 12	Spring washer	7	
5	GB5783 M12×35	Hexagon head bolt	4	
6	1FZ20MH44000	Slider valve block assembly	1	
7	1FZ20MH45100-C	Oil feed pipe welding I	1	
8	1FZ20MH45200-C	Oil feed pipe welding II	1	
9	1FZ20MH45300-C	Tilt pipe welding I	1	
10	1FZ20MH45400-C	Tilt pipe welding II	1	
11	1FZ20MH45500-C	Left side shift pipe welding	1	
12	1FZ20MH45600-C	Right side shift pipe welding	1	
13	1FZ20MH46000-C	Directional solenoid valve assembly	1	
14	1FZ20MB43001	Photoelectric switch sensor board	1	
15	GB97.1 8	Flat washer	4	
16	GB93 8	Spring washer	4	
17	GB5783 M8×20	Hexagon head bolt	2	
18	1FZ20MB42000-H	Wireless video system	1	
19	QX4075-1FZ32	Tilt cylinder	1	
20	GB70.1 M8×50	Hexagon socket head cap screw	2	
21	CRA90.8-2S-00.1	Coposite roller body	6	
22	1.8T-L×100×35B	Hook B fork	2	For 1.6t vehicles, see selection table
22	2.5T-L×122×40B	Hook B fork	2	For 2.0t vehicles, see selection table
23	GB70.1 M12×20	Hexagon socket head cap screw	3	

Fig.4-8 1FZ20MB40000T90-C Inner Carriage Fork Fram Assembly

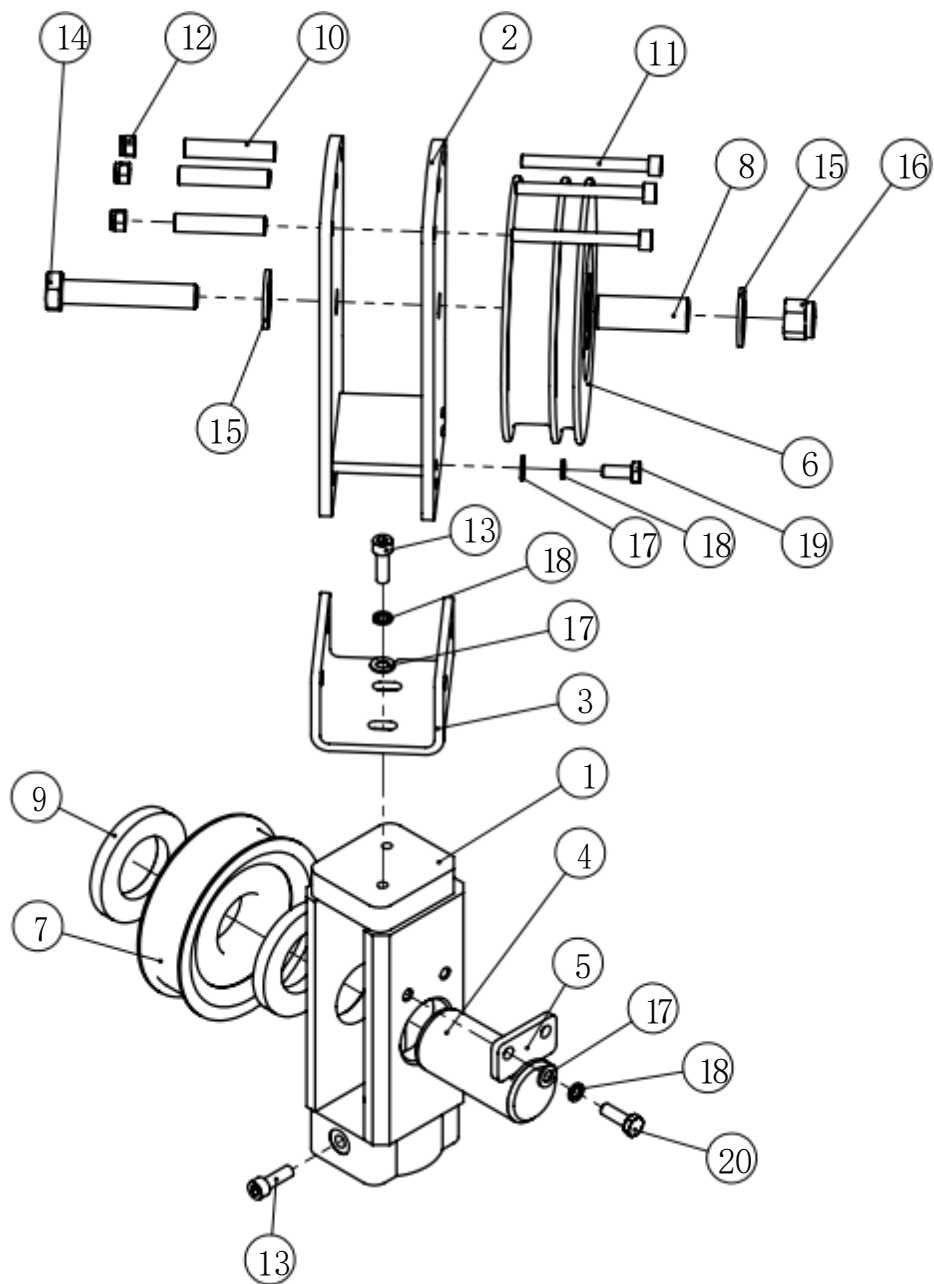
Suitable for MFZ16M、MFZ16H、MFZ20M、MFZ20H models



No.	Code	Name	Qty.	Remark
24	GB70.1M12×40	Hexagon socket head cap screw	1	
25	GB6170 M12	1 type hexagon nut	1	
26	S1CG-14-04DQ	Straight connector	4	
27				
28				
29				
30				
31				
32				
33				
34				
35				
36				
37				
38				
39				
40				
41				
42				
43				
44				
45				
46				
47				

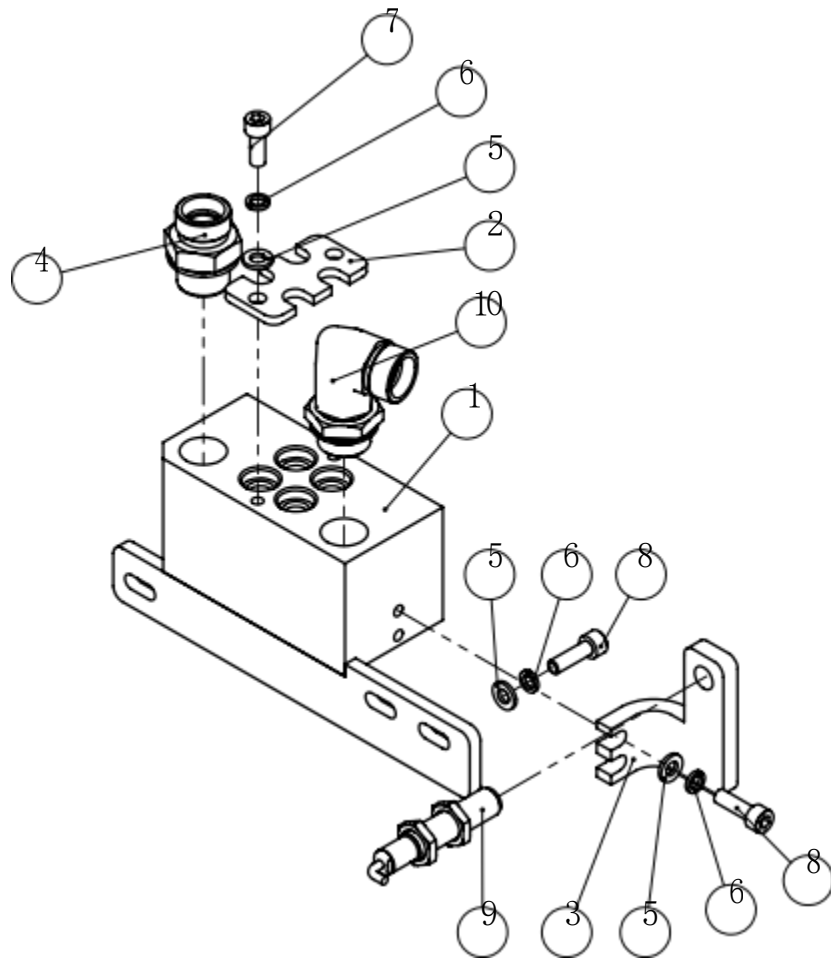
Fig.4-9 1FZ20MB50000 Sprocket and Pulley Assembly

Suitable for MFZ16M、MFZ16H、MFZ20M、MFZ20H models



No.	Code	Name	Qty.	Remark
1	1FZ20MB51000	Sprocket frame welding	1	
2	1FZ20MB52000	Pulley frame welding	1	
3	1FZ20MB50001	Wheel frame fixing plate	1	
4	1J620T-D2001A	Sprocket shaft	1	
5	1J620T-D2002	Pin clamp	1	
6	HL23-152-52	Pulley	1	
7	780309K9-00	Sprocket	1	
8	GT172260	Spacer	1	
9	GT468010	Spacer	2	
10	GT091260	Spacer	3	
11	GB70.1 M8×85	Hexagon socket head cap screw	3	
12	GB889.1 M8	Hexagon locknuts with non-metallic inserts type 1	3	
13	GB70.1 M8×25	Hexagon socket head cap screw	3	
14	GB5782 M16×90	Hexagon head bolt	1	
15	GB97.1 22	Flat washer	2	
16	GB889.1 M16	Hexagon locknuts with non-metallic inserts type 1	1	
17	GB97.1 8	Flat washer	6	
18	GB93 8	Spring washer	6	
19	GB5783 M8×20	Hexagon head bolt	4	
20	GB5783 M8×25	Hexagon head bolt	2	
21				
22				
23				
24				

Fig.4-10 1FZ20MH41000 Gantry Integrated Valve Block Assembly

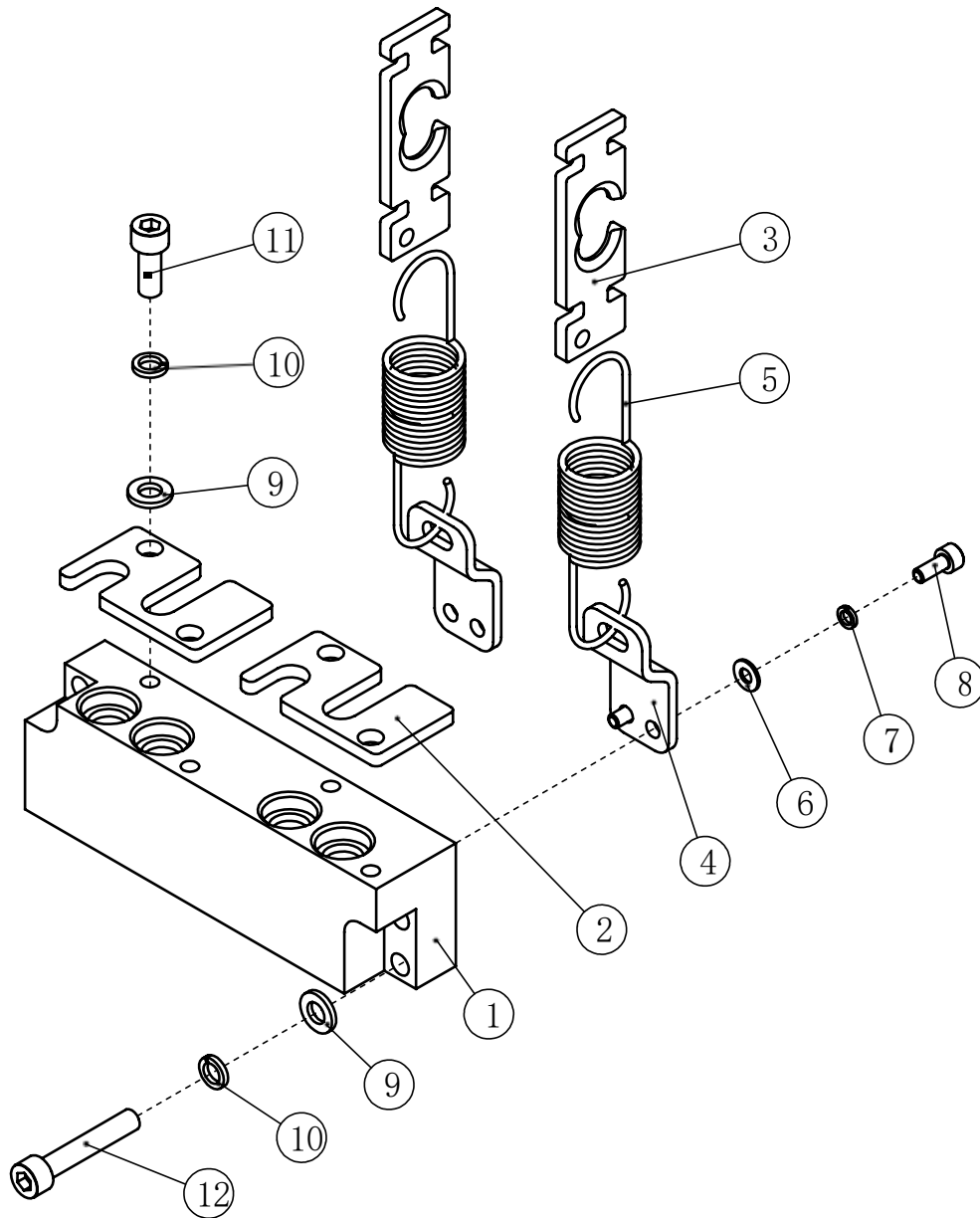


Suitable for MFZ16M、MFZ16H、MFZ20M、MFZ20H models

No.	Code	Name	Qty.	Remark
1	1FZ20MH41100	Gantry integrated valve block welding	1	
2	1FZ20MH41001	Integrated valve block oil line plate	1	
3	1FZ20MH41002	High speed limit switch mounting plate	1	
4	S1CG-22-08DQ	Right angle fittings	1	
5	GB936	Spring washer	7	
6	GB97.1 6	Flat washer	7	
7	GB70.1 M6×16	Hexagon socket head cap screw	2	
8	GB70.1 M6×20	Hexagon socket head cap screw	5	
9	Ni4-M12-LIU-M-500	Proximity switch assembly	1	
10	S1CG9-22-08OGDQ	Right angle fittings	1	
11				
12				
13				
14				
15				
16				
17				
18				
19				
20				
21				
22				
23				

Fig.4-11 1FZ20MH42000 Inclined Transition Valve Block Assembly

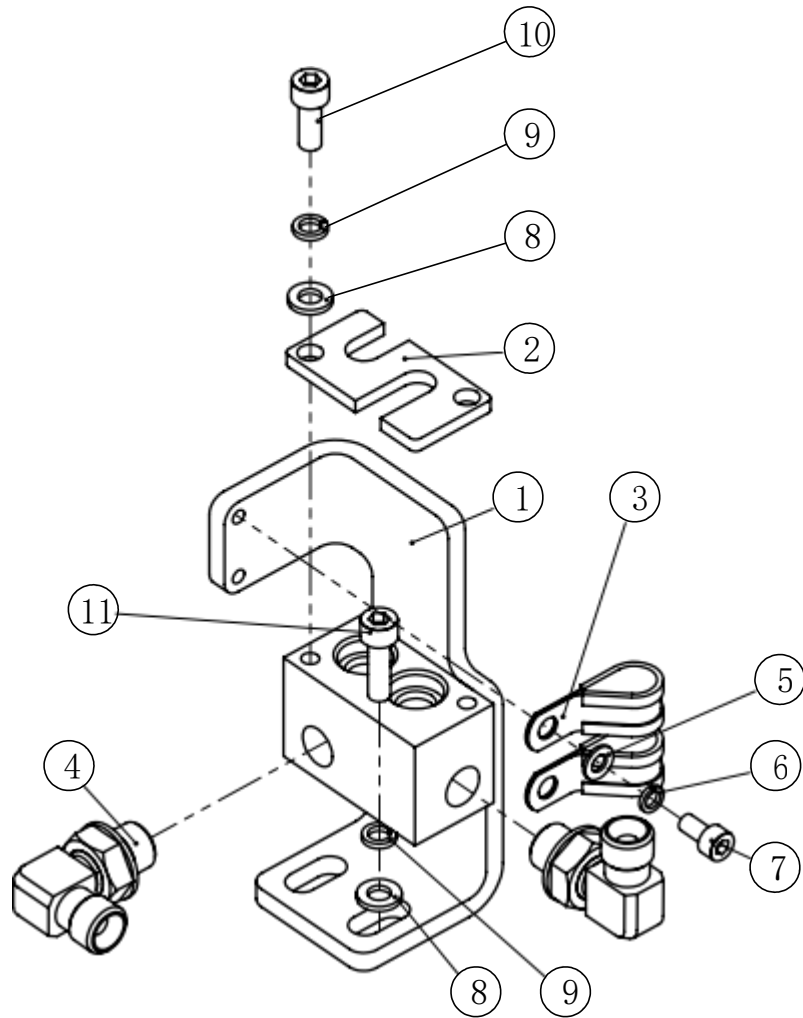
Suitable for MFZ16M、MFZ16H、MFZ20M、MFZ20H models



No.	Code	Name	Qty.	Remark
1	1FZ20MH42001	Inclined transition valve block	1	
2	1FZ20MH42002	Inclined oil pipe plate	2	
3	1FZ20MH42003	Control cable pulling plate	2	
4	1FZ20MH42004	Spring retainer plate	2	
5	TF15.6.10	Return spring	2	
6	GB97.1.4	Flat washer	4	
7	GB93.4	Spring washer	4	
8	GB70.1 M4×10	Hexagon socket head cap screw	4	
9	GB97.1.6	Flat washer	7	
10	GB93.6	Spring washer	7	
11	GB70.1 M6×16	Hexagon socket head cap screw	4	
12	GB70.1 M6×35	Hexagon socket head cap screw	3	
13				
14				
15				
16				
17				
18				
19				
20				
21				
22				
23				
24				

Fig.4-12 1FZ20MH44000 Carriage Valve Block Assembly

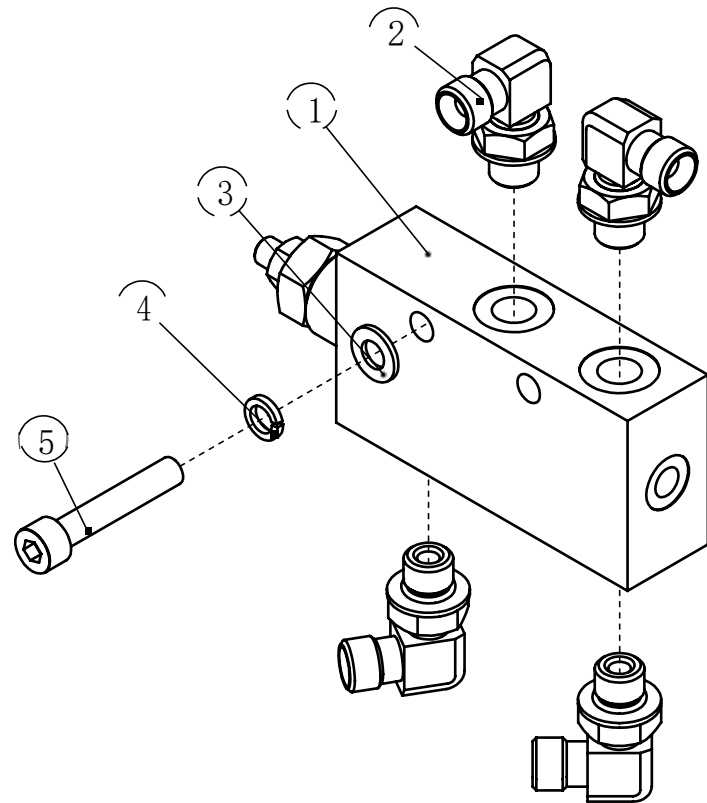
Suitable for MFZ16M、MFZ16H、MFZ20M、MFZ20H models



No.	Code	Name	Qty.	Remark
1	1FZ20MH44100	Carriage valve block weelding	1	
2	1FZ20MH44001	Carriage oil pipe plate	1	
3	RSC1-12	Line card	1	
4	S1CG9-14-04OG	Right angle fittings	1	
5	GB97.15	Flat washer	2	
6	GB935	Spring washer	2	
7	GB70.1M5×10	Hexagon socket head cap screw	2	
8	GB97.16	Flat washer	4	
9	GB936	Spring washer	4	
10	GB70.1M6×16	Hexagon socket head cap screw	2	
11	GB70.1M6×20	Hexagon socket head cap screw	2	
12				
13				
14				
15				
16				
17				
18				
19				
20				
21				
22				
23				
24				

Fig.4-13 1FZ20MH46000 Counterbalance Valve Assembly

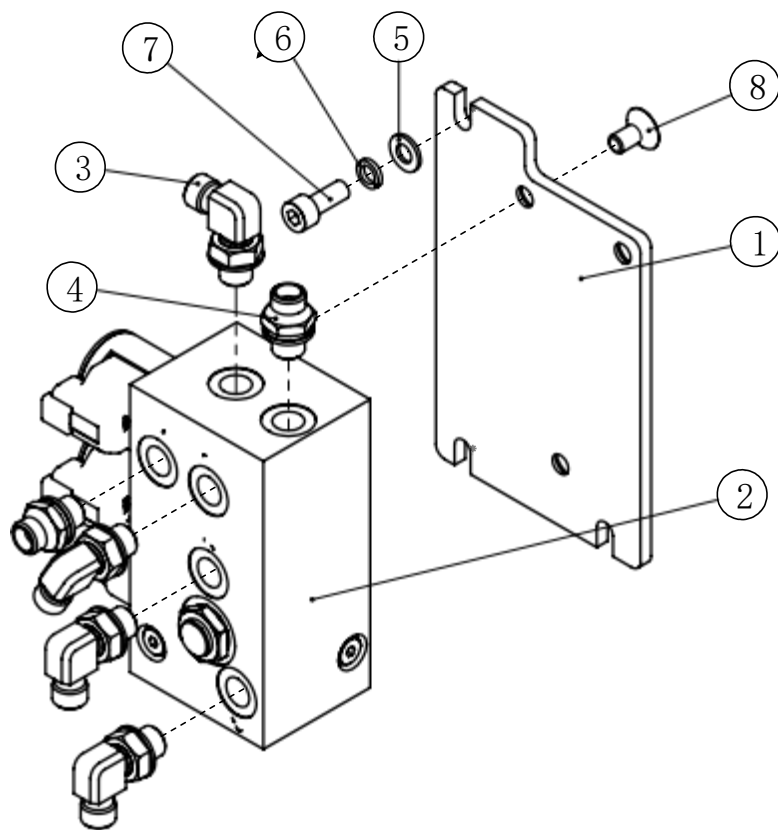
Suitable for MFZ16M、MFZ16H、MFZ20M、MFZ20H models



No.	Code	Name	Qty.	Remark
1	A-VBSE/TR/PI38(AT)	Single acting counterbalance valve	1	
2	S1CG9-14-04OGDQ	Right angle fittings	4	
3	GB97.18	Flat washer	2	
4	GB938	Spring washer	2	
5	GB70.1 M8×20	Hexagon socket head cap screw	2	
6				
7				
8				
9				
10				
11				
12				
13				
14				
15				
16				
17				
18				
19				
20				
21				
22				
23				
24				

Fig.4-14 1FZ20MH46000-C Directional Solenoid Valve Assembly

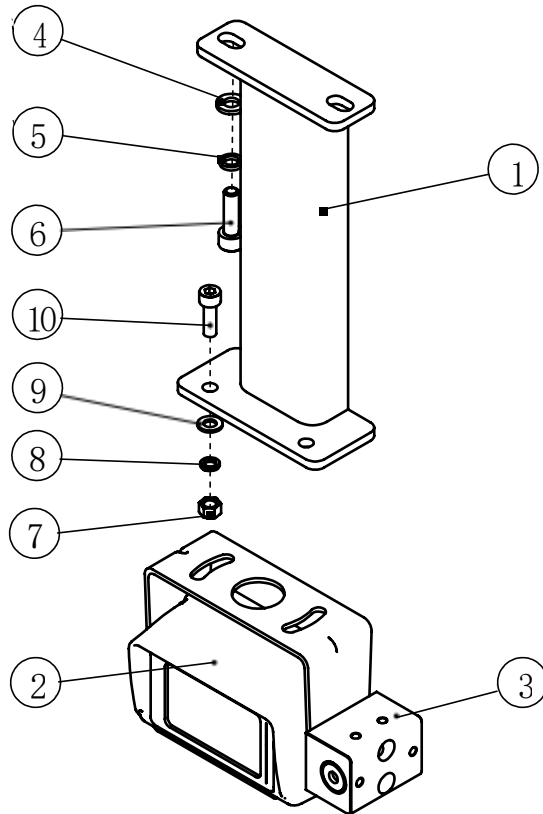
Suitable for MFZ16M、MFZ16H、MFZ20M、MFZ20H models



No.	Code	Name	Qty.	Remark
1	1FZ20MH46001-C	Directional solenoid valve mounting plate	1	
2	DCF-T-3	Solenoid valve assembly	1	
3	S1CG9-14-04OGDQ	Right angle fittings	4	
4	S1CG-14-04DQ	Straight connector	2	
5	GB97.1 8	Flat washer	3	
6	GB93 8	Spring washer	3	
7	GB70.1 M8×20	Hexagon socket head cap screw	3	
8	GB70.3 M8×16	Hexagon socket countersunk head screw	3	
9				
10				
11				
12				
13				
14				
15				
16				
17				
18				
19				
20				
21				
22				
23				
24				

Fig.4-15 1FZ20MB42000-H Wireless Video System

Suitable for MFZ16M、MFZ16H、MFZ20M、MFZ20H models



No.	Code	Name	Qty.	Remark
1	1FZ20MB42100-H	Camera bracket welding	1	
2	CWHD-15C2M	1080P wireless HD camera	1	
3	ZJ-JGT-12X4410MV-520	Laser head (green)	1	
4	GB97.1 6	Flat washer	2	
5	GB93 6	Spring washer	2	
6	GB70.1 M6×20	Hexagon socket head cap screw	2	
7	GB6170 M5	1 type hexagon nut	2	
8	GB93 5	Spring washer	2	
9	GB97.1 5	Flat washer	2	
10	GB70.1 M5×16	Hexagon socket head cap screw	2	
11				
12				
13				
14				
15				
16				
17				
18				
19				
20				
21				
22				
23				
24				

Fig.4016 1FZ20MH-03 Lifting Height Series Selection Table					Suitable for MFZ16M、MFZ16H、MFZ20M、MFZ20H models			
Lifting Height(mm)	Outer Center Part	Center Mast Part	Inner Mast Part	Inner Slide Assembly	Lifting Cylinders(front)	Lifting Cylinders(rear)	Lifting Chain Set(front)	Lifting Chain Set(rear)
4600	1FZ20MB10000T46	1FZ20MB20000T46	1FZ20MB30000T46	1FZ20MB40000T85-C	TM6580-1FZ4600	TM4555-MFZ4600	LH1634-55	LH1244-113
4800	1FZ20MB10000T48	1FZ20MB20000T48	1FZ20MB30000T48	1FZ20MB40000T85-C	TM6580-1FZ4800	TM4555-MFZ4800	LH1634-57	LH1244-117
5400	1FZ20MB10000T54	1FZ20MB20000T54	1FZ20MB30000T54	1FZ20MB40000T85-C	TM6580-1FZ5400	TM4555-MFZ5400	LH1634-61	LH1244-127
5700	1FZ20MB10000T57	1FZ20MB20000T57	1FZ20MB30000T57	1FZ20MB40000T85-C	TM6580-1FZ5700	TM4555-MFZ5700	LH1634-63	LH1244-133
6000	1FZ20MB10000T60	1FZ20MB20000T60	1FZ20MB30000T60	1FZ20MB40000T85-C	TM6580-1FZ6000	TM4555-MFZ6000	LH1634-65	LH1244-139
6300	1FZ20MB10000T63	1FZ20MB20000T63	1FZ20MB30000T63	1FZ20MB40000T85-C	TM6580-1FZ6300	TM4555-MFZ6300	LH1634-67	LH1244-143
6500	1FZ20MB10000T65	1FZ20MB20000T65	1FZ20MB30000T65	1FZ20MB40000T85-C	TM6580-1FZ6500	TM4555-MFZ6500	LH1634-67	LH1244-147
6750	1FZ20MB10000T67	1FZ20MB20000T67	1FZ20MB30000T67	1FZ20MB40000T85-C	TM6580-1FZ6750	TM4555-MFZ6750	LH1634-71	LH1244-157
7000	1FZ20MB10000T70	1FZ20MB20000T70	1FZ20MB30000T70	1FZ20MB40000T85-C	TM6580-1FZ7000	TM4555-MFZ7000	LH1634-73	LH1244-161
7150	1FZ20MB10000T71	1FZ20MB20000T71	1FZ20MB30000T71	1FZ20MB40000T85-C	TM6580-1FZ7150	TM4555-MFZ7150	LH1634-75	LH1244-163
7500	1FZ20MB10000T75	1FZ20MB20000T75	1FZ20MB30000T75	1FZ20MB40000T85-C	TM6580-1FZ7500	TM4555-MFZ7500	LH1634-77	LH1244-169
8000	1FZ20MB10000T80	1FZ20MB20000T80	1FZ20MB30000T80	1FZ20MB40000T85-C	TM6580-1FZ8000	TM4555-MFZ8000	LH1634-79	LH1244-179
8500	1FZ20MB10000T85	1FZ20MB20000T85	1FZ20MB30000T85	1FZ20MB40000T85-C	TM6580-1FZ8500	TM4555-MFZ8500	LH1634-83	LH1244-187
9000	1FZ20MB10000T90	1FZ20MB20000T90	1FZ20MB30000T90	1FZ20MB40000T90-C	TM6580-1FZ9000	TM4555-MFZ9000	LH1634-87	LH1244-201
9500	1FZ20MB10000T95	1FZ20MB20000T95	1FZ20MB30000T95	1FZ20MB40000T90-C	TM6580-1FZ9500	TM4555-MFZ9500	LH1634-89	LH1244-209
10000	1FZ20MB10000T100	1FZ20MB20000T100	1FZ20MB30000T100	1FZ20MB40000T90-C	TM6580-1FZ10000	TM4555-MFZ10000	LH1634-93	LH1244-219
10500	1FZ20MB10000T105	1FZ20MB20000T105	1FZ20MB30000T105	1FZ20MB40000T90-C	TM6580-1FZ10500	TM4555-MFZ10500	LH1634-95	LH1244-227
10800	1FZ20MB10000T108	1FZ20MB20000T108	1FZ20MB30000T108	1FZ20MB40000T90-C	TM6580-1FZ10800	TM4555-MFZ10800	LH1634-97	LH1244-233
11000	1FZ20MB10000T110	1FZ20MB20000T110	1FZ20MB30000T110	1FZ20MB40000T90-C	TM6580-1FZ11000	TM4555-MFZ11000	LH1634-99	LH1244-237
11500	1FZ20MB10000T115	1FZ20MB20000T115	1FZ20MB30000T115	1FZ20MB40000T90-C	TM6580-1FZ11500	TM4555-MFZ11500	LH1634-103	LH1244-245
12000	1FZ20MB10000T120	1FZ20MB20000T120	1FZ20MB30000T120	1FZ20MB40000T90-C	TM6580-1FZ12000	TM4555-MFZ12000	LH1634-105	LH1244-253
12500	1FZ20MB10000T125	1FZ20MB20000T125	1FZ20MB30000T125	1FZ20MB40000T90-C	TM6580-1FZ12500	TM4555-MFZ12500	LH1634-109	LH1244-263

Fig.4-17 1FZ20MH-04 Mast and Oil Pipe Selection Table

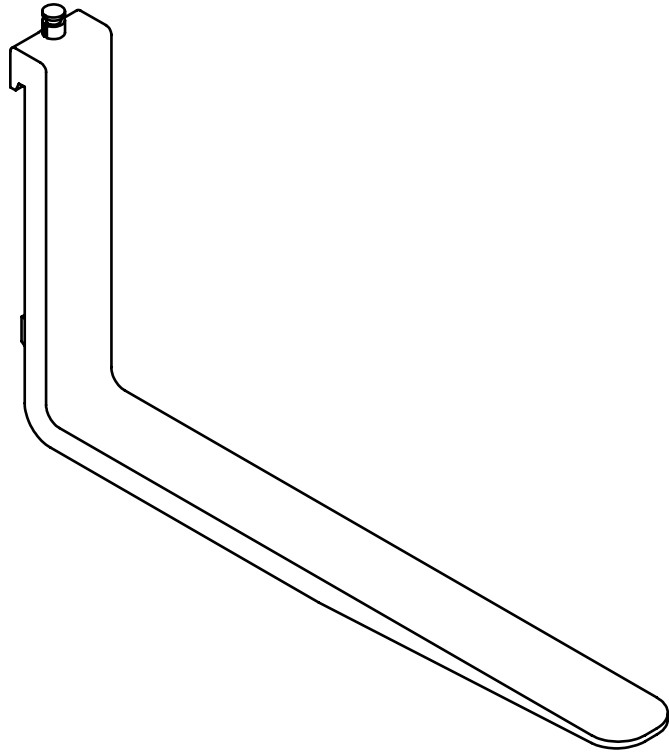
Suitable for MFZ16M, MFZ16H, MFZ20M, MFZ20H models

Lifting Height(mm)	1	2	3	4	5
4600	YGT01-16024G	YGT03-16036G	YGT03-16360G	YGSSH-06375Q	YGSSH-06265Q
4800	YGT01-16024G	YGT03-16036G	YGT03-16370G	YGSSH-06390Q	YGSSH-06270Q
5400	YGT01-16024G	YGT03-16036G	YGT03-16410G	YGSSH-06430Q	YGSSH-06290Q
5700	YGT01-16024G	YGT03-16036G	YGT03-16430G	YGSSH-06450Q	YGSSH-06300Q
6000	YGT01-16024G	YGT03-16036G	YGT03-16450G	YGSSH-06470Q	YGSSH-06310Q
6300	YGT01-16024G	YGT03-16036G	YGT03-16470G	YGSSH-06490Q	YGSSH-06320Q
6500	YGT01-16024G	YGT03-16036G	YGT03-16480G	YGSSH-06500Q	YGSSH-06325Q
6750	YGT01-16024G	YGT03-16036G	YGT03-16515G	YGSSH-06535Q	YGSSH-06345Q
7000	YGT01-16024G	YGT03-16036G	YGT03-16530G	YGSSH-06555Q	YGSSH-06350Q
7150	YGT01-16024G	YGT03-16036G	YGT03-16540G	YGSSH-06565Q	YGSSH-06355Q
7500	YGT01-16024G	YGT03-16036G	YGT03-16565G	YGSSH-06585Q	YGSSH-06370Q
8000	YGT01-16024G	YGT03-16036G	YGT03-16595G	YGSSH-06620Q	YGSSH-06385Q
8500	YGT01-16024G	YGT03-16036G	YGT03-16630G	YGSSH-06650Q	YGSSH-06400Q
9000	YGT01-16024G	YGT03-16036G	YGT03-16680G	YGSSH-06705Q	YGSSH-06415Q
9500	YGT01-16024G	YGT03-16036G	YGT03-16710G	YGSSH-06735Q	YGSSH-06435Q
10000	YGT01-16024G	YGT03-16036G	YGT03-16740G	YGSSH-06770Q	YGSSH-06450Q
10500	YGT01-16024G	YGT03-16036G	YGT03-16775G	YGSSH-06800Q	YGSSH-06465Q
10800	YGT01-16024G	YGT03-16036G	YGT03-16795G	YGSSH-06820Q	YGSSH-06475Q
11000	YGT01-16024G	YGT03-16036G	YGT03-16805G	YGSSH-06830Q	YGSSH-06480Q
11500	YGT01-16024G	YGT03-16036G	YGT03-16840G	YGSSH-06865Q	YGSSH-06500Q
12000	YGT01-16024G	YGT03-16036G	YGT03-16870G	YGSSH-06900Q	YGSSH-06515Q
12500	YGT01-16024G	YGT03-16036G	YGT03-16900G	YGSSH-06930Q	YGSSH-06530Q

The diagram shows a vertical mast assembly with various components labeled in pink. Callout 1 points to the 'Mast integrated valve block assembly' at the base. Callout 2 points to the 'Front lifting tube assembly' at the bottom. Callout 3 points to the 'Inclined transition Valve block assembly' on the left side. Callout 4 points to the 'Slider valve block assembly' on the right side. Callout 5 points to the 'Inclined transition valve block assembly' at the top of the mast. The mast is shown with a series of horizontal runways and a top-mounted carriage.

Fig.4-18 1FZ20MB-01 Fork Selection Chart

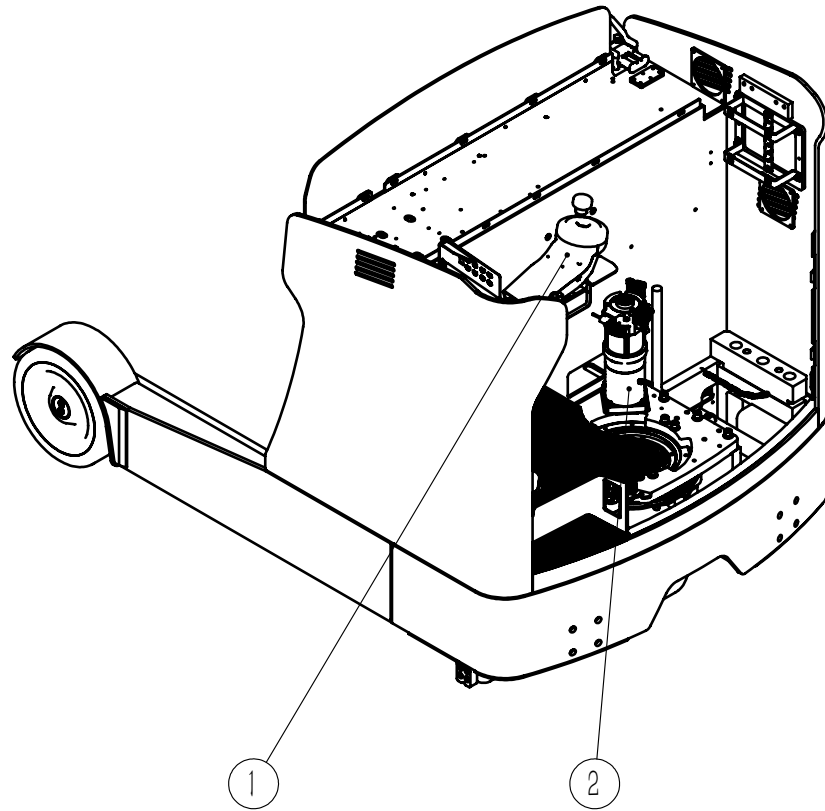
Suitable for MFZ16M、MFZ16H、MFZ20M、MFZ20H models



Fork Length(mm)	1.6t Model	2.0t Model	Note
	Code	Code	
920	1.8T-920×100×35B	2.5T-920×122×40B	
1070	1.8T-1070×100×35B	2.5T-1070×122×40B	Standard Length
1150	1.8T-1150×100×35B	2.5T-1150×122×40B	
1220	1.8T-1220×100×35B	2.5T-1220×122×40B	
1370	1.8T-1370×100×35B	2.5T-1370×122×40B	
1520	1.8T-1520×100×35B	2.5T-1520×122×40B	
1670	1.8T-1670×100×35B	2.5T-1670×122×40B	
1820	1.8T-1820×100×35B	2.5T-1820×122×40B	

Fig.5-1 1FZ20MC00000 Steering Components

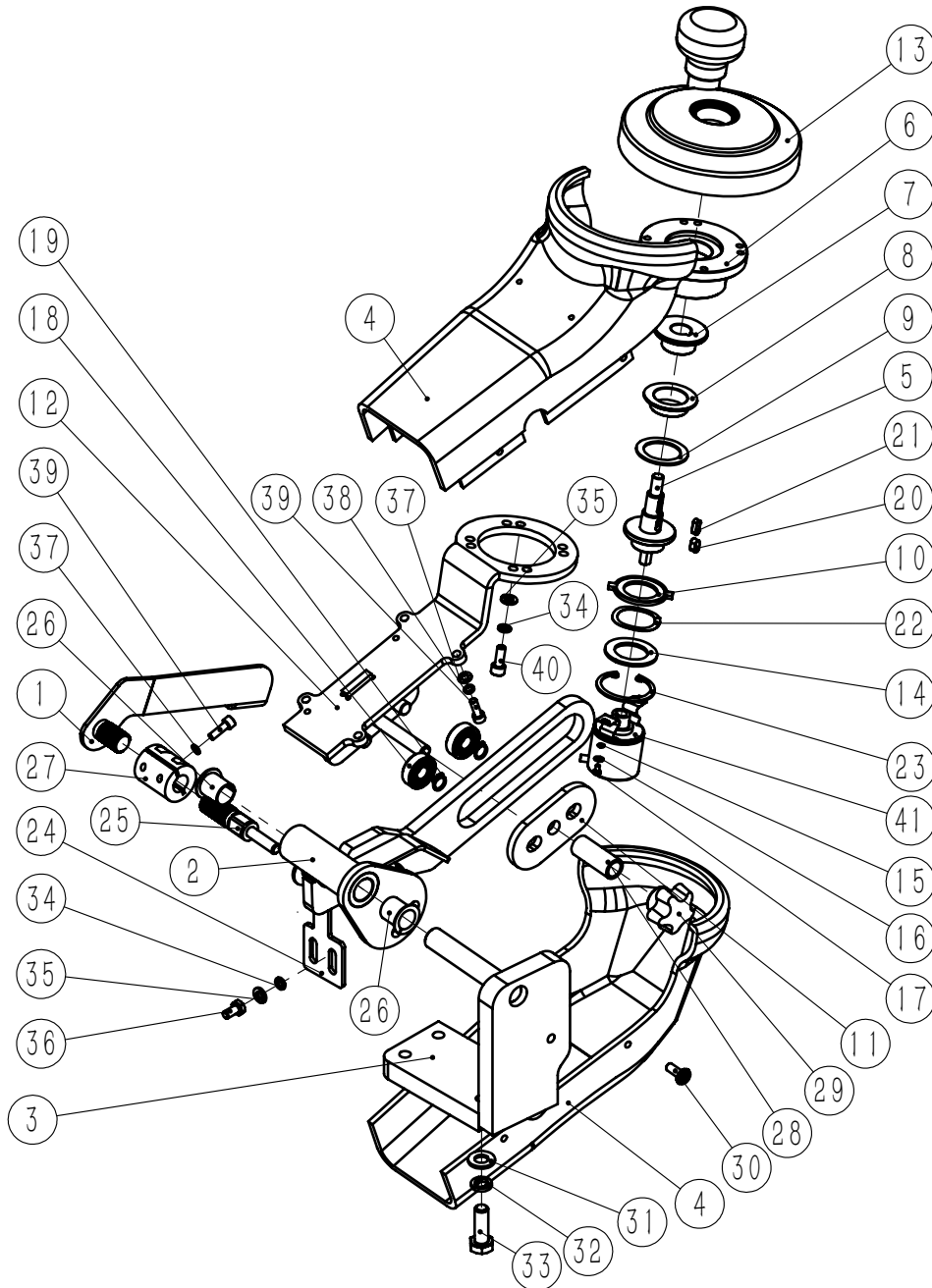
Suitable for MFZ16M, MFZ16H, MFZ20M, MFZ20H Model



No.	Code	Name	Qty.	Remark
1	1FZ20MC10000	Upper steering components	1	
2	1FZ20MC20000	Steering motor assembly	1	
3				
4				
5				
6				
7				
8				
9				
10				
11				
12				
13				
14				
15				
16				
17				
18				
19				
20				
21				
22				
23				
24				

Fig.5-2 1FZ20MC10000 Upper Steering Components

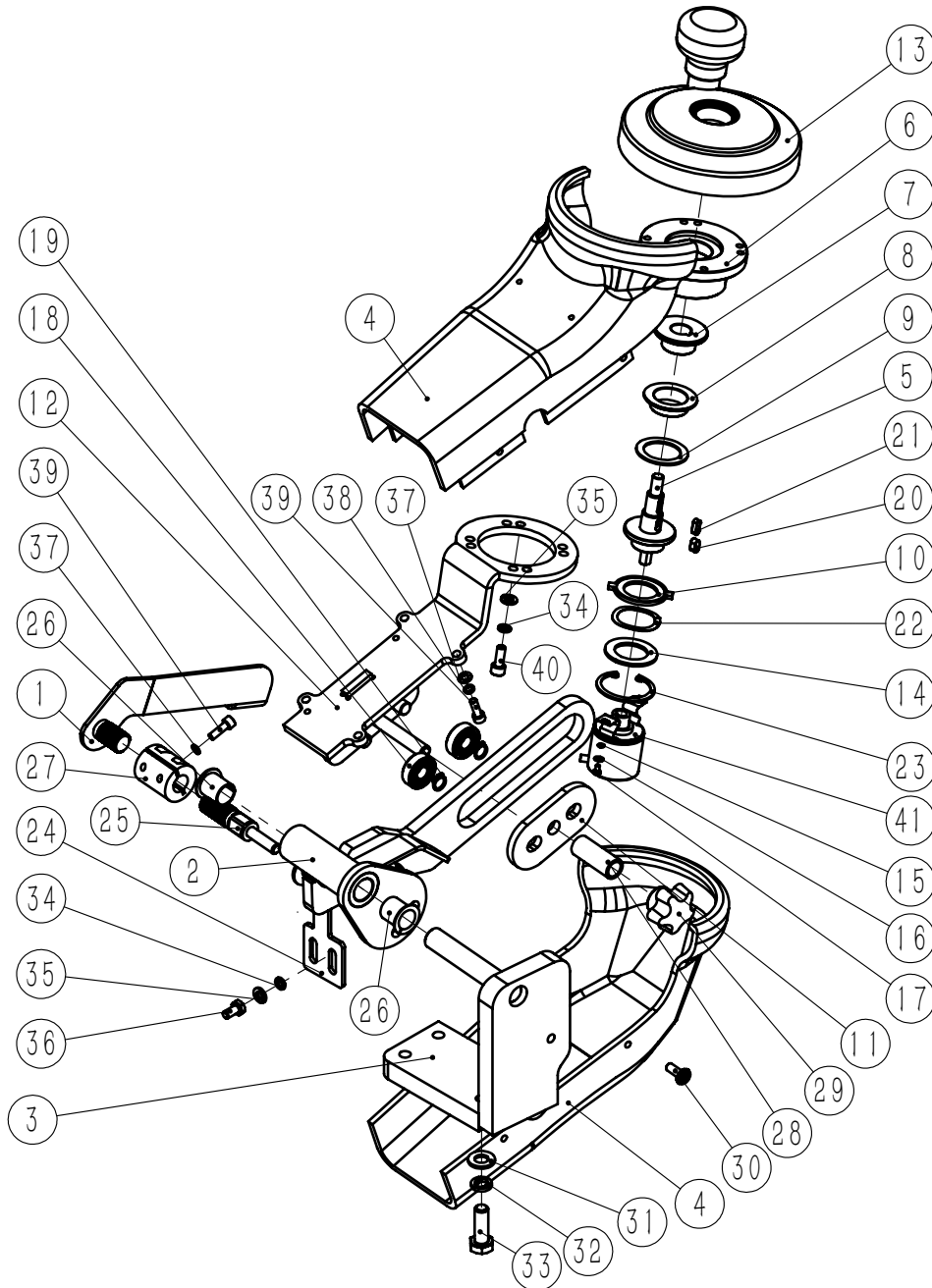
Suitable for MFZ16M, MFZ16H, MFZ20M, MFZ20H Model



No.	Code	Name	Qty.	Remark
1	1FZ20MC11000	Steering wheel adjustment handle welding	1	
2	1FZ20MC12000	Steering wheel mounting bracket welding	1	
3	1FZ20MC13000	Upper steering bracket welding	1	
4	1FZ20MC14000	Steering wheel cover outsourcing component	1	
5	1FZ20MC15001	Steering shaft	1	
6	1FZ20MC15002	Steering wheel base	1	
7	1FZ20MC15003	End cap	1	
8	1FZ20MC15004	Washer I	1	
9	1FZ20MC15005	Washers II	1	
10	1FZ20MC15006	Washers III	1	
11	1FZ20MC15007	Bearing retainer	1	
12	1FZ20MC15100	Steering wheel mounting bracket welding	1	
13	E3027-21	Steering wheel	1	
14	GT253902	Spacer	1	
15	GB93 3	Spring washer	2	
16	GB97.1 3	Flat washer	2	
17	GB818 M3x5	Cross recessed pan head screw	2	
18	GB276 6000	Deep groove ball bearing	2	
19	GB894.1 10	Flexible retaining rings for shaft	2	
20	GB1096 5x5x10A	Common type flat key	1	
21	GB1096 4x4x12A	Common type flat key	1	
22	JB7590 D35	Wave spring	1	
23	GB893.1 40	Elastic retaining ring for hole	1	
24	1FZ20MC10001	Steering wheel stop plate	1	

Fig.5-2 1FZ20MC10000 Upper Steering Components

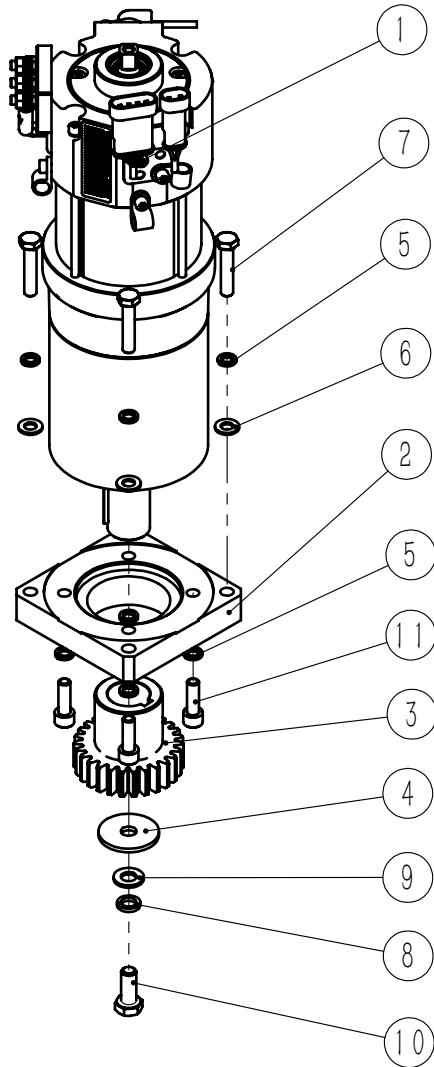
Suitable for MFZ16M, MFZ16H, MFZ20M, MFZ20H Model



No.	Code	Name	Qty.	Remark
25	1FZ20MC10002	Locking bolt	1	
26	HZF161820	Sliding bearing	2	
27	LZQ-D32xL32x15	Rigid coupling	1	
28	GT121640	Spacer	1	
29	JB7274.4 M10x20B	Star-shaped handle	1	
30	DB-S M6x16	Chamfered hexagon socket screw	4	
31	GB93 10	Spring washer	4	
32	GB97.1 10	Flat washer	4	
33	GB5783 M10x30	Hexagonal head bolt	4	
34	GB93 6	Spring washer	10	
35	GB97.1 6	Flat washer	10	
36	GB5783 M16x12	Hexagon head bolt	2	
37	GB93 5	Spring washer	6	
38	GB97.1 5	Flat washer	4	
39	GB70.1 M5x16	Hexagon socket cheese head screw	6	
40	GB70.1 M6x16	Hexagon socket cheese head screw	8	
41	DBS36E-BBAK01000-1	Encoder assembly	1	
42				
43				
44				
45				
46				
47				
48				

Fig.5-3 1FZ20MC20000 Steering Motor Assembly

Suitable for MFZ16M, MFZ16H, MFZ20M, MFZ20H Model



No.	Code	Name	Qty.	Remark
1	YDZ48400-G45	Steering unit	1	Standard configuration 0.4kw
1	YDZ0.6-4-7970	Steering unit	1	Optional 0.6kw
2	MFZ20.5.4.7	Transition board	1	
3	MFZ20.5.4.8	Steering gear	1	
4	MFZ20.5.4.9	Gear cover	1	
5	GB93 8	Spring washer	8	
6	GB97.1 8	Flat washer	4	
7	GB5782 M8x40	Hexagon head bolt	4	
8	GB93 10	Spring washer	1	
9	GB97.1 10	Flat washer	1	
10	GB5783 M10x25	Hexagonal head bolt	1	
11	GB70.1 M8x25	Hexagon socket cheese head screw	4	
12				
13				
14				
15				
16				
17				
18				
19				
20				
21				
22				
23				

Fig.6-1 1FZ16MF00000 Brake Components

Suitable for MFZ16M、MFZ16H Model

No.	Code	Name	Qty.	Remark
1	1FZ20MF11000	Foot brake outsourcing component	1	
2	1FZ20MF00002	Transverse brake hose assembly	1	
3	1FZ16MF00003	Left brake hose assembly	1	
4	1FZ16MF00004	Right brake hose assembly	1	
5	1FZ20MF00005	Brake oil fitting cover	2	
6	1FZ20MF00006	Upper left brake line assembly	1	
7	1FZ20MF00007	Main brake fluid line assembly	1	
8	TC4010-3506100	Tee brake fitting	1	
9	TC0010-JT	Straight brake fittings	2	
10	TFZ20.6.10	Brake Tube Mounting Plate	2	
11	GB70.1 M6x12	Hexagon socket cheese head screw	8	
12	GB93 6	Spring washer	8	
13	GB97.1 6	Flat washer	8	
14	GB70.1 M8x40	Hexagon socket cheese head screw	2	
15	GB93 8	Spring washer	2	
16	GB97.1 8	Flat washer	2	
17				
18				
19				
20				
21				
22				
23				
24				

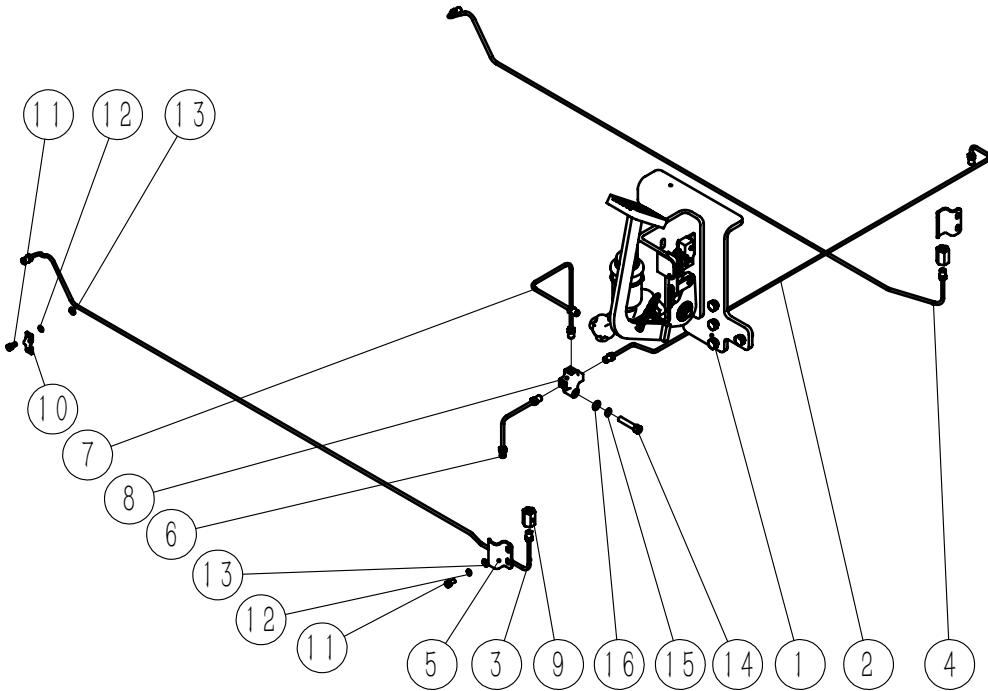


Fig.6-2 1FZ20MF00000 Brake Components

Suitable for MFZ20M、MFZ20H Model

No.	Code	Name	Qty.	Remark
1	1FZ20MF11000	Foot brake outsourcing component	1	
2	1FZ20MF00002	Transverse brake hose assembly	1	
3	1FZ20MF00003	Left brake hose assembly	1	
4	1FZ20MF00004	Right brake hose assembly	1	
5	1FZ20MF00005	Brake oil fitting cover	2	
6	1FZ20MF00006	Upper left brake fluid line assembly	1	
7	1FZ20MF00007	Main brake fluid line assembly	1	
8	TC4010-3506100	Tee brake fitting	1	
9	TC0010-JT	Straight brake fittings	2	
10	TFZ20.6.10	Brake tube mounting plate	2	
11	GB70.1 M6x12	Hexagon socket cheese head screw	8	
12	GB93 6	Spring washer	8	
13	GB97.1 6	Flat washer	8	
14	GB70.1 M8x40	Hexagon socket cheese head screw	2	
15	GB93 6	Spring washer	2	
16	GB97.1 6	Flat washer	2	
17				
18				
19				
20				
21				
22				
23				
24				

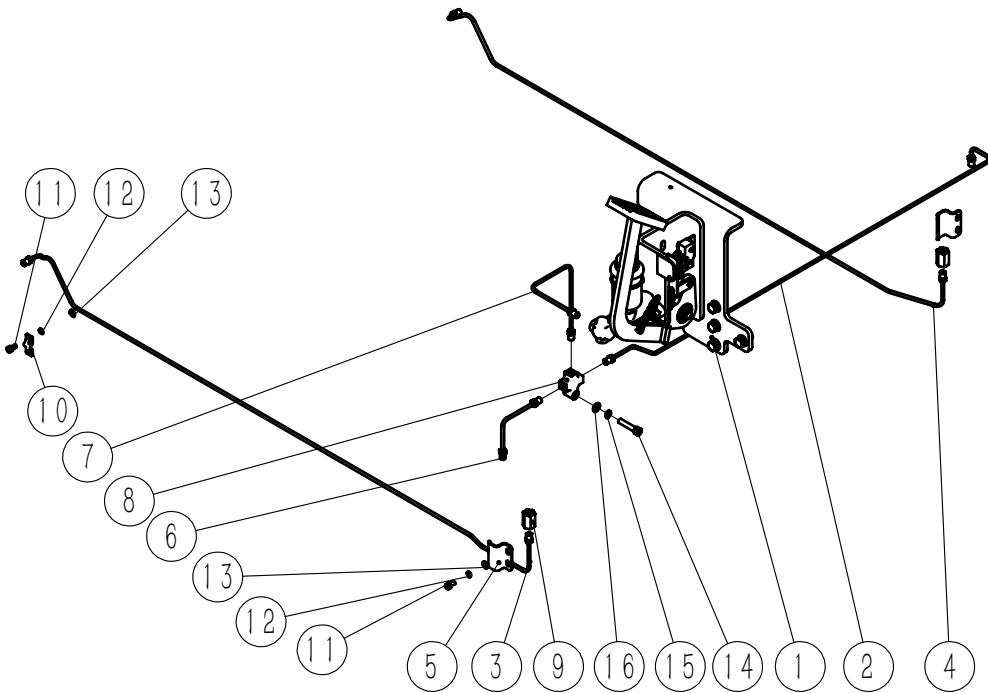
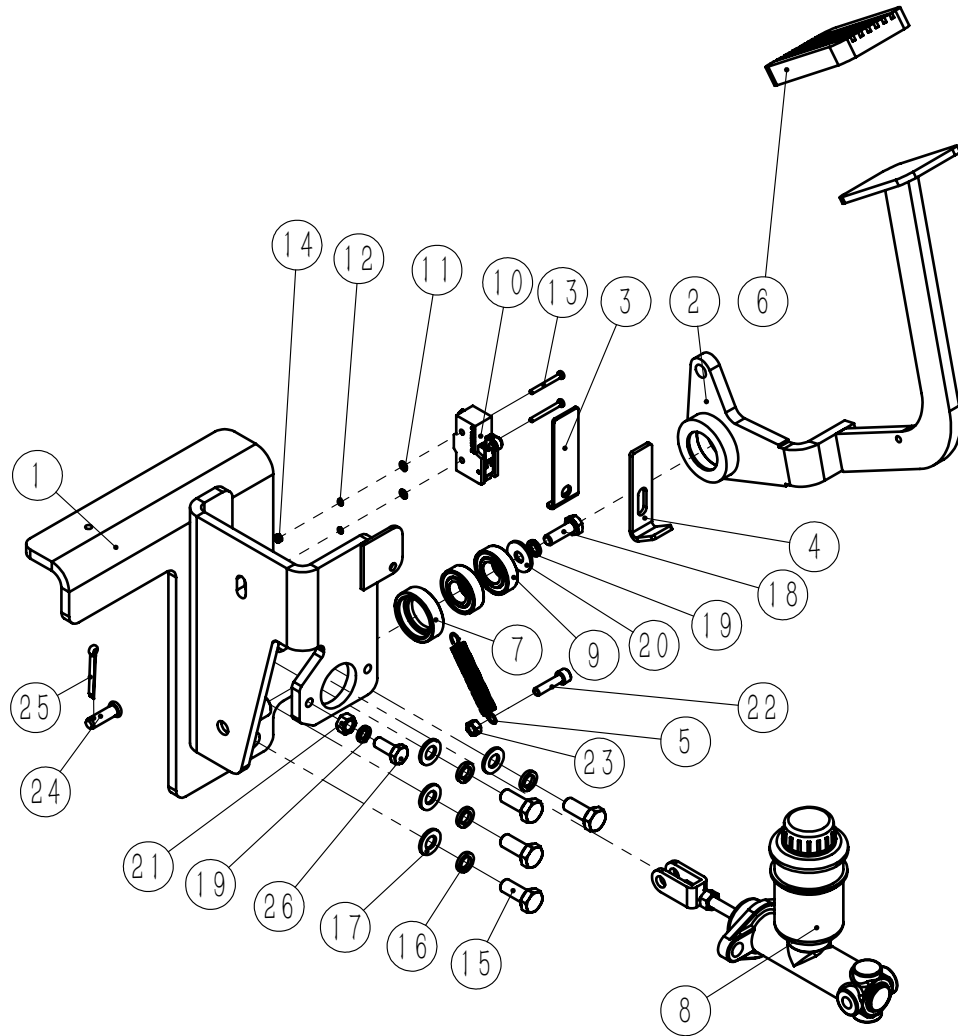


Fig.6-3 1FZ20MF11000 Foot Brake Outsourcing Component

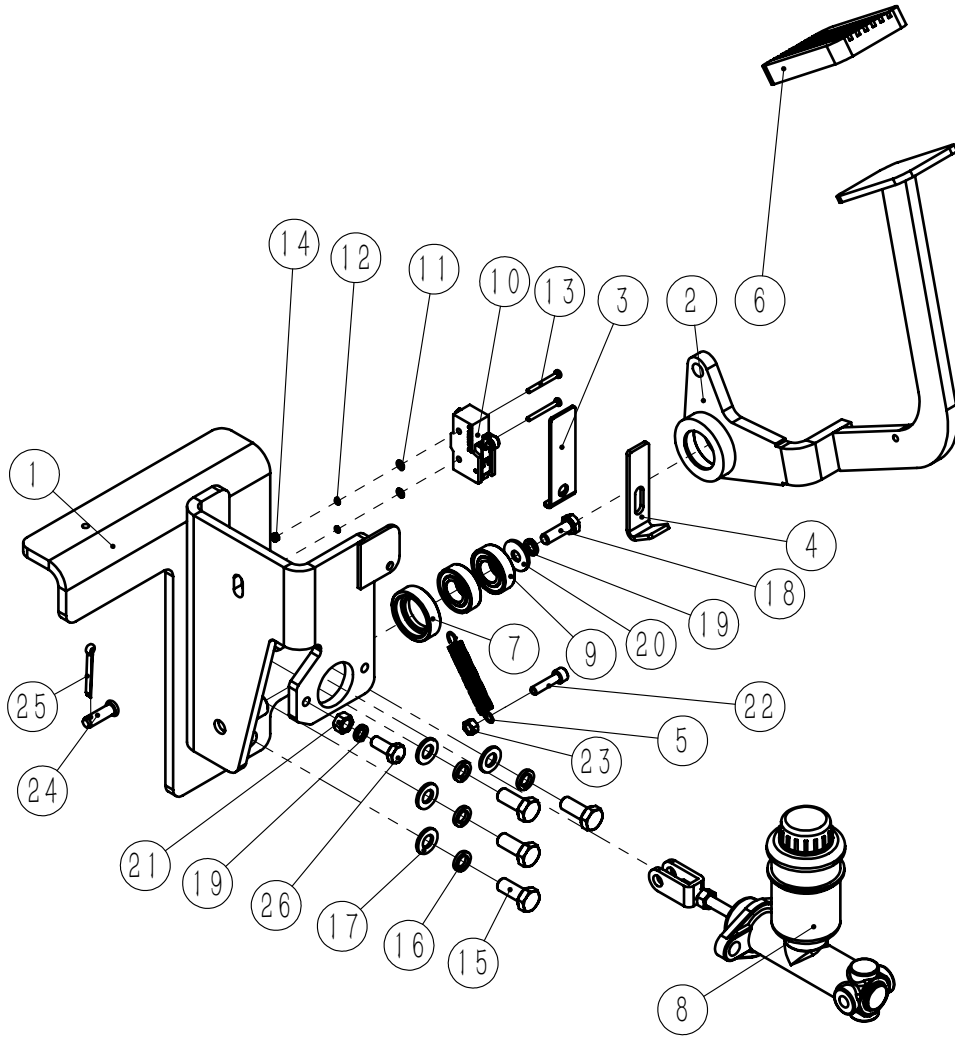
Suitable for MFZ16M、MFZ16H、MFZ20M、MFZ20H Model



No.	Code	Name	Qty.	Remark
1	1FZ20MF11100	Foot brake mounting brackets welded together	1	
2	1FZ20MF11200	Brake pedal weld	1	
3	1FZ20M11001	Switch contact plate	1	
4	TFZ16.6.1.3	Brake limit plate	1	
5	TFZ16.6.1.5	Foot brake spring	1	
6	TFZ16.6.1.6	Foot brake rubber mat	1	
7	MFZ16.6.1.7	Retaining ring	1	
8	ZDZB1-3T-1FZ	Brake master cylinder	1	
9	GB276 6003-2Z	Deep groove ball bearing	2	
10	TM-1704	Micro switch	1	
11	GB97.1 3	Flat washer	2	
12	GB93 3	Spring washer	2	
13	GB818 M3x30	Cross recessed pan head screw	2	
14	GB6170 M3	Hexagon nuts type 1	2	
15	GB5783 M10x25	Hexagon head bolt	4	
16	GB93 10	Spring washer	4	
17	GB97.1 10	Flat washer	4	
18	GB5783 M8x25	Hexagon head bolt	1	
19	GB93 8	Spring washer	3	
20	GB96.1 8	Large washer	1	
21	GB6170 M8	Hexagon nuts type 1	2	
22	GB70.1 M6x25	Hexagon socket cheese head screw	1	
23	GB6170 M6	Hexagon nuts type 1	1	
24	GB882 8x26B	Pin	1	

Fig.6-3 1FZ20MF11000 Foot Brake Outsourcing Components

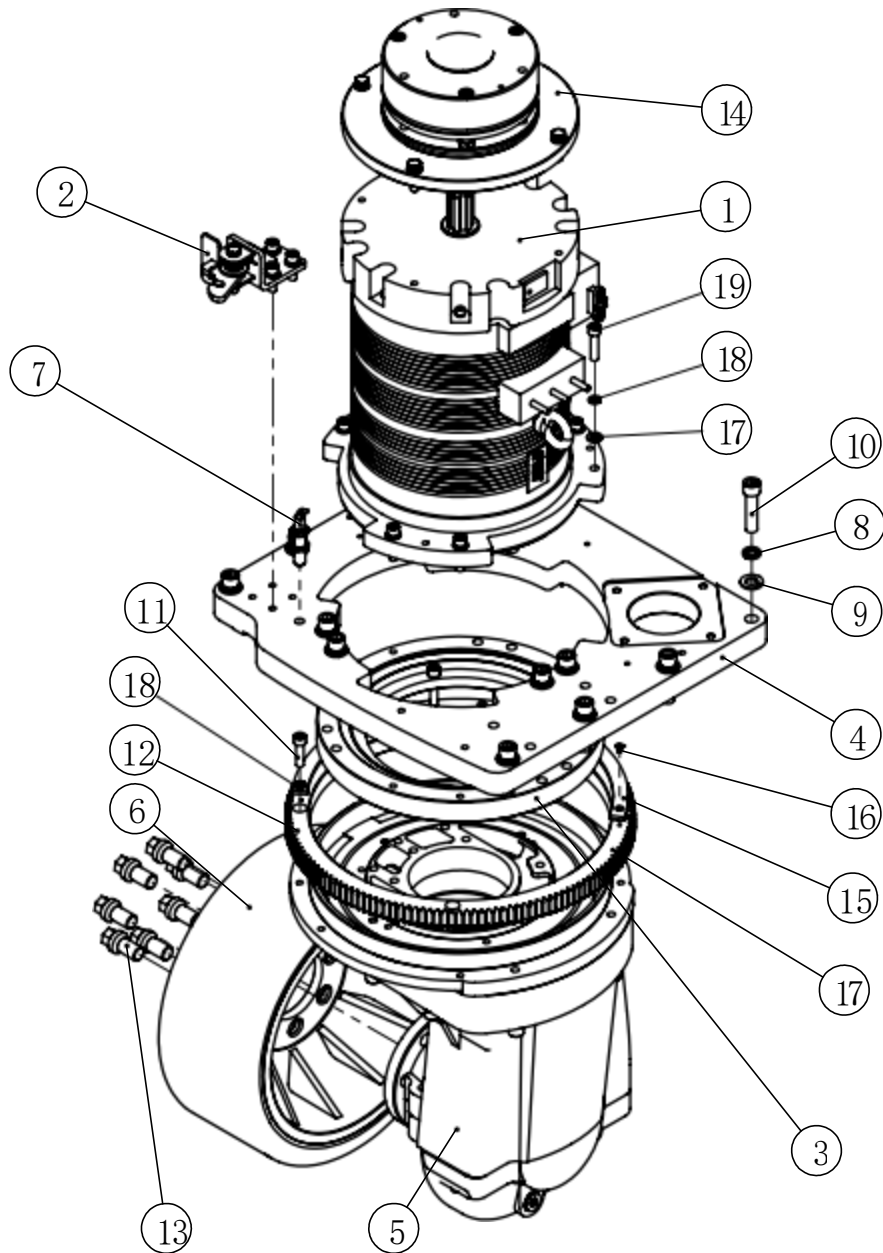
Suitable for MFZ16M、MFZ16H、MFZ20M、MFZ20H Model



No.	Code	Name	Qty.	Remark
25	GB91 3.2x28	Cotter pin	1	
26	GB5783 M8x35	Hexagon head bolt	2	
27				
28				
29				
30				
31				
32				
33				
34				
35				
36				
37				
38				
39				
40				
41				
42				
43				
44				
45				
46				
47				
48				

Fig. 7-1 1FZ20MD00000 Drive Components

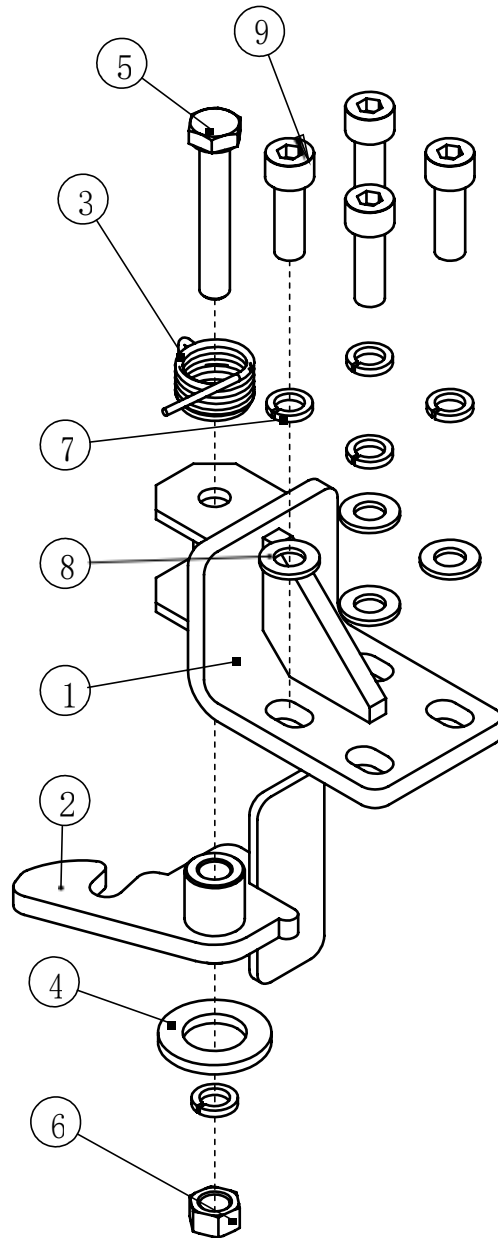
Suitable for MFZ16M, MFZ16H, MFZ20M, MFZ20H models



No.	Code	Name	Qty.	Remark
1	XQJ8-BYT8	Drive motor	1	
2	1FZ20MD20000	Door buckle assembly	1	
3	TFZ16.4.4	Slewing bearing assembly	1	
4	1FZ20MD00002	Drive motor fixing plate	1	
5	BQD34301.1-HY	Gearbox assembly	1	
6	BQL343×120-SD	Drive wheels	1	
7	IME12-04BPSZW2S-501	Proximity switch assembly	1	
8	GB93 12	Spring washers	4	
9	GB97.1 12	Flat washers	4	
10	GB70.1 M12×50	Allen cylindrical head screw	4	
11	GB70.1 M8×30	Allen cylindrical head screw	4	
12	BQD5501.20	Turning ring gear	1	
13	TKA15.4.16	Hub bolts	7	
14	TFZ20.6.3	Drive brake assembly assembly	1	
15	MFZ20.4.8	Proximity switch sensor plate	1	
16	GB819.1 M4×8	Cross-groove countersunk screws	5	
17	GB97.1 8	Flat washers	6	
18	GB93 8	Spring washers	10	
19	GB70.1 M8×40	Allen cylindrical head screw	6	
20				
21				
22				
23				

Fig. 7-2 1FZ20MD00000 Door Buckle Assembly

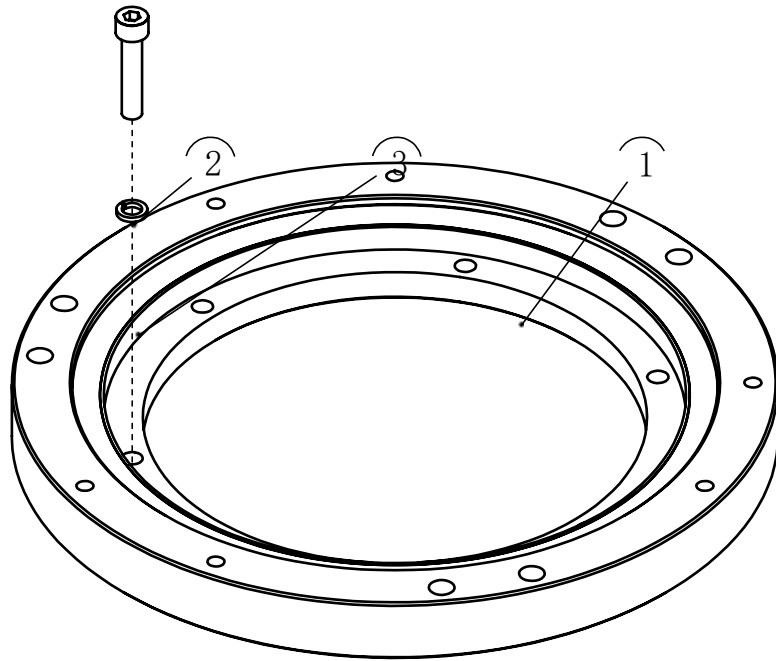
Suitable for MFZ16M, MFZ16H, MFZ20M, MFZ20H models



No.	Code	Name	Qty.	Remark
1	1FZ20MD21000	Welded latch holders	1	
2	TFZ16.1.7.1	Welded door buckles	1	
3	TF15.1.16.3	Door buckle torsion spring	1	
4	GB97.1 16	Flat washers	1	
5	GB5782 M8×50	Hex head bolts	1	
6	GB6170 M8	Type 1 hex nut	1	
7	GB93 8	Spring washers	4	
8	GB97.1 8	Flat washers	4	
9	GB70.1 M8×25	Allen cylindrical headscrew	4	
10				
11				
12				
13				
14				
15				
16				
17				
18				
19				
20				
21				
22				
23				
24				

Fig. 7-3 TFZ16.4.4 Slewing Bearing Assembly

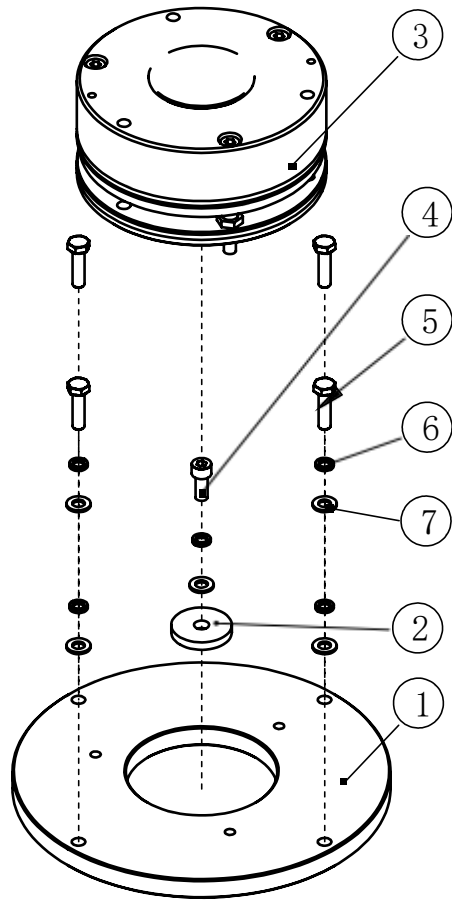
Suitable for MFZ16M, MFZ16H, MFZ20M, MFZ20H models



No.	Code	Name	Qty.	Remark
1	BYT-009-00	Slewing bearings	1	
2	GB70.1 M8×40	Allen cylindrical head screw	6	
3	GB93 8	Spring washers	6	
4				
5				
6				
7				
8				
9				
10				
11				
12				
13				
14				
15				
16				
17				
18				
19				
20				
21				
22				
23				
24				

Fig. 7-4 TFZ20.6.3 Drive Brake Assembly Assembly

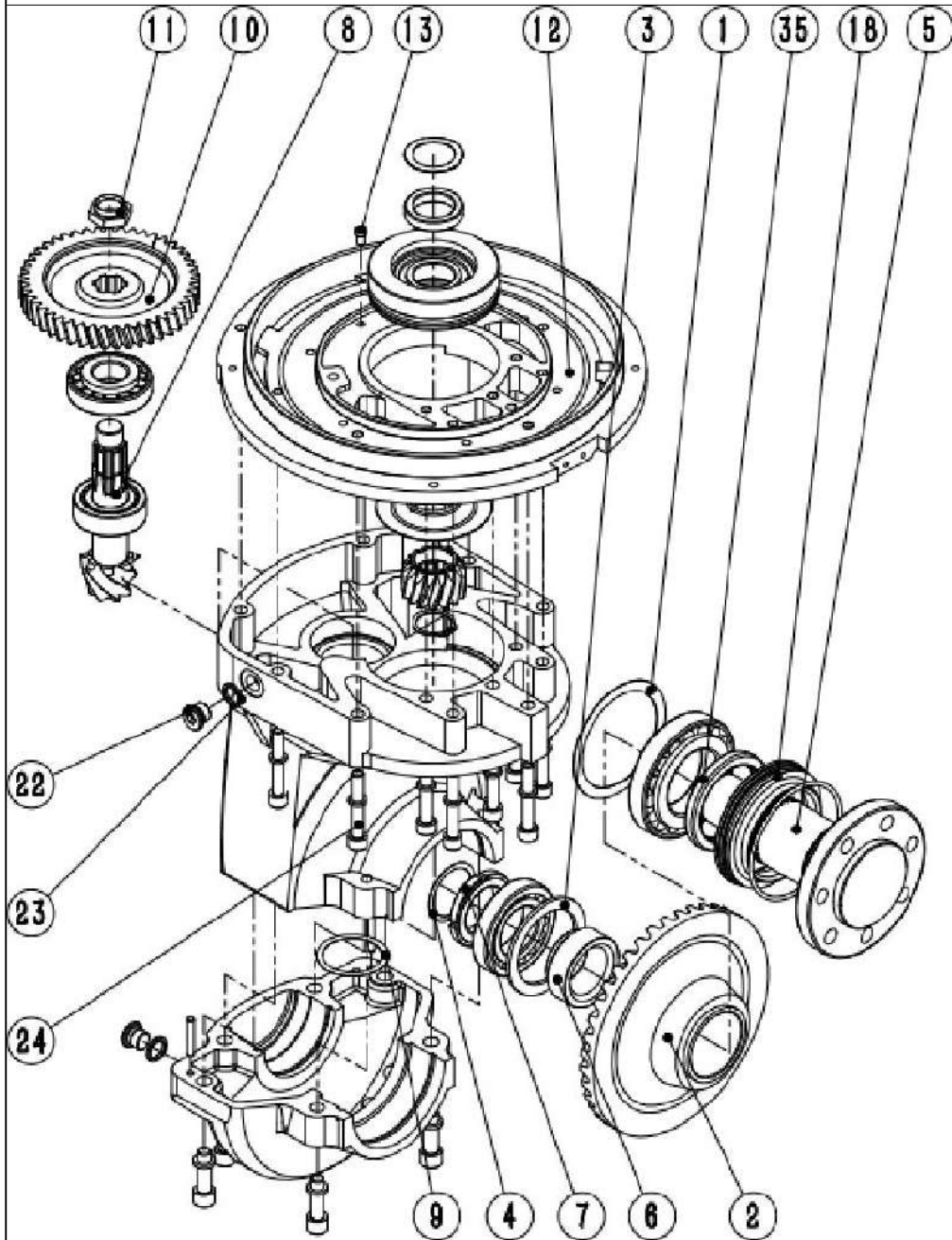
Suitable for MFZ16M, MFZ16H, MFZ20M, MFZ20H models



No.	Code	Name	Qty.	Remark
1	TFZ20.6.3.1	Brake fixing plate	1	
2	GT104006	Spacer sleeve	1	
3	G302-REB0514-001	Electromagnetic brakes	1	
4	GB70.1 M8×20	Allen cylindrical headscrew	1	
5	GB5783 M8×30	Hex head bolts	4	
6	GB93 8	Spring washers	4	
7	GB97.1 8	Flat washers	4	
8				
9				
10				
11				
12				
13				
14				
15				
16				
17				
18				
19				
20				
21				
22				
23				
24				

Fig.7-4 BQD34301.1—HY Gearbox Assembly

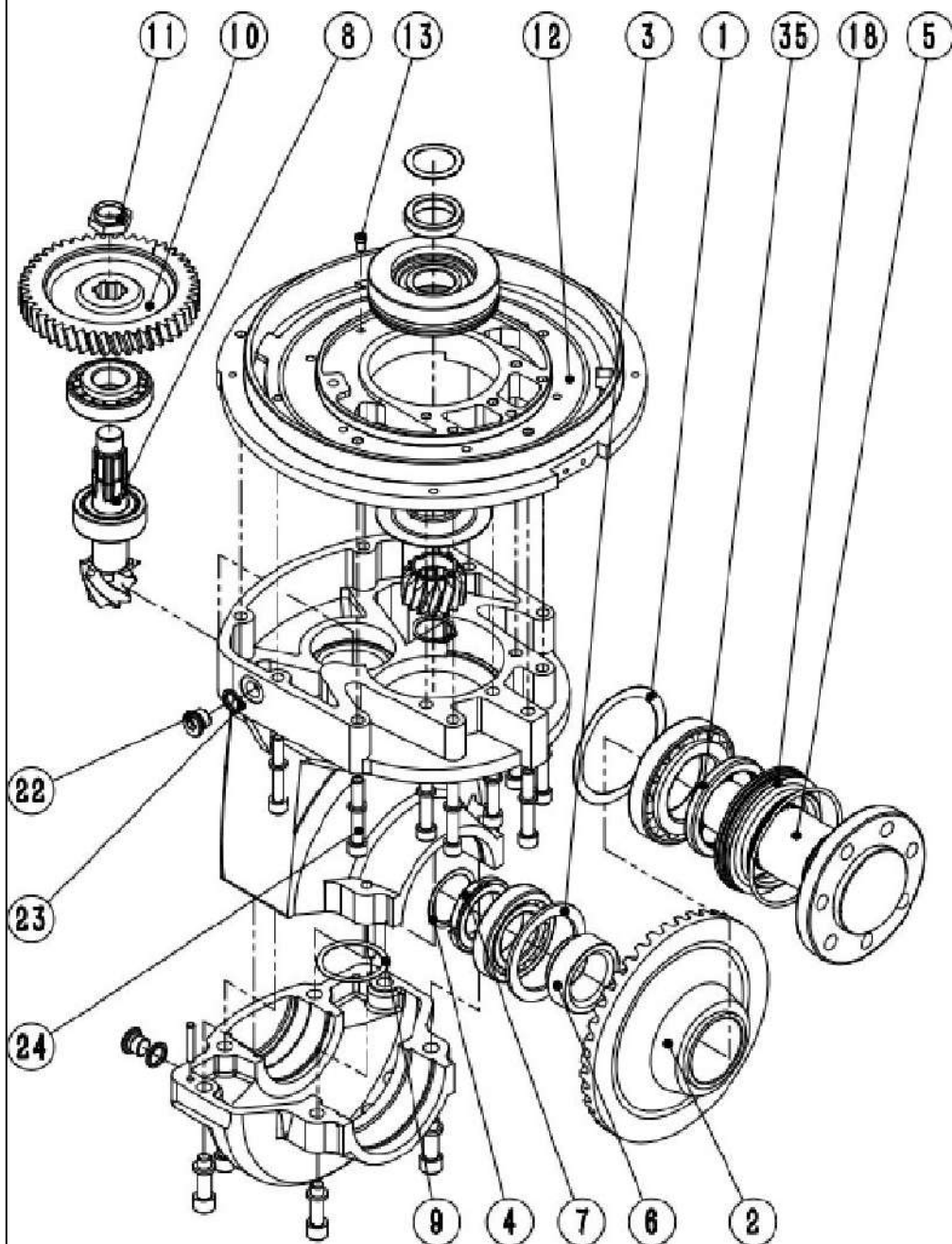
Suitable for MFZ16M, MFZ16H, MFZ20M, MFZ20H models



No.	Code	Name	Qty.	Remark
1	BQD5501.2	Half-shaft adjustment washer	1	
2	BQD5501.3	Helical bevel gears	1	
3	BQD5501.4	Small bearing retaining rings	1	
4	BQD5501.5	Bevel tooth adjustment washer	1	
5	BQD5501.6	Half shaft	1	
6	BQD5501.7	Half-shaft bearing spacer sleeve	1	
7	BQD5501.8	Half-shaft lock nut	1	
8	BQD5501.9	Helical bevel shaft	1	
9	BQD5501.10	Toothed shaft adjustment washer	1	
10	BQD5501.11	Big gear	1	
11	BQD5501.12	Toothed shaft lock nut	1	
12	BQD5501.13	Attached disks	1	
13	BQD5501.15	Ventilation plugs	1	
14	BQD5501.16	Fluid wheel	1	
15	BQD5501.17	Oil baffles	1	
16	BQD5501.18	Pinion adjustment washer	1	
17	BQD5501.19	Pinion adjustment washer	1	
18	BQD5501.21	Oil seal cage	1	
19	BQD5501.22	Transmission housing	1	
20	BQD5501.23	Gearbox cover	1	
21	BQD5501.24	Spacer sleeve	2	
22	JB1001 16	Allen screw plug	2	
23	JBT982 16	Combined washers	1	
24	GB70.1 M10x 85	Allen cylindrical head screw	2	

Fig. 7-5 BQD34301.1—HY Gearbox Assembly

Suitable for MFZ16M, MFZ16H, MFZ20M, MFZ20H models



No.	Code	Name	Qty.	Remark
25	GB 119.2 6x22	Cylindrical pins	1	
26	GB119.2 6x38	Cylindrical pins	2	
27	GB70.1 M12x40	Allen cylindrical head screw	6	
28	GB93 12	Spring washers	6	
29	GB297 30212	Tapered roller bearings	1	
30	GB297 30209	Tapered roller bearings	1	
31	GB297 33208	Tapered roller bearings	2	
32	GB894.2 32	Elastic retaining ring for shaft	1	
33	GB93 10	Spring washers	12	
34	GB3452.1104x3.1	O-rings	1	
35	FB70x90x 10	Rotating shaft lip seal	1	
36				
37				
38				
39				
40				
41				
42				
43				
44				
45				
46				
47				
48				

Fig. 8-1 1FZ20ME00000 Electrical Components

Suitable for MFZ16M, MFZ16H, MFZ20M, MFZ20H models

No.	Code	Name	Qty.	Remark
1	FA4838-1FZ20MC1-V10	Electronic control assembly	1	
2	225101-1FZ20MC1-V60	Electronic control assembly	1	
3	564101-1FZ20MC1-V10	Intelligent IO electronic control assembly	1	
4	DC02D_ST00_V0.02	DC converter	1	
5	FS12025-24-2-ZC	Fan assembly	5	
6	1FZ20M-BXSZ	Fuse box assembly	1	
7				
8				
9				
10				
11				
12				
13				
14				
15				
16				
17				
18				
19				
20				
21				
22				
23				
24				

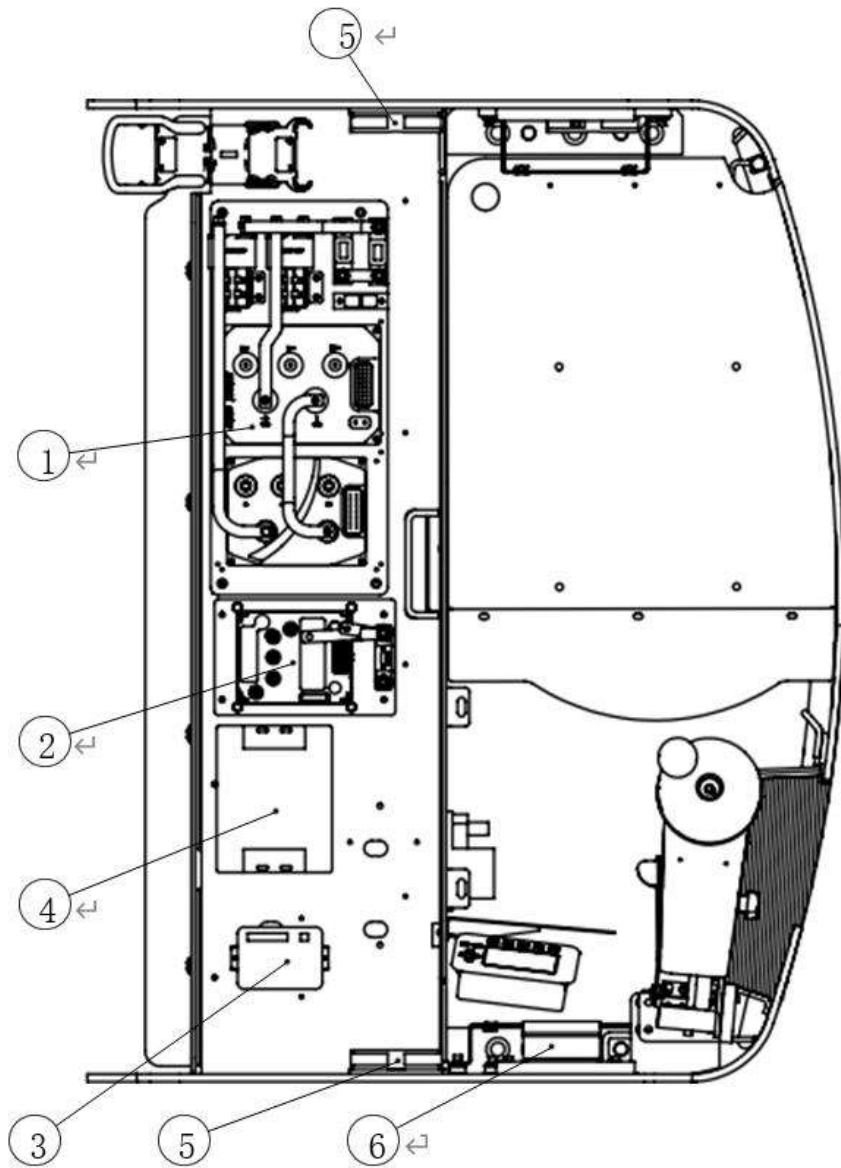


Fig. 9-1 List of MFZ Series Consumables

No.	Code	Name	Quantity/unit	Distribution price	Remarks
1	FS12025-24-2-ZC	Fan assembly	5		Suitable for 1.6T and 2.0T models
2	NP2-BS542	Emergency switch	1		Suitable for 1.6T and 2.0T models
3	ZS19H-10-R-1	horn switch assembly	1		Suitable for 1.6t and 2.0t models (not available with integrated handle)
4	JH150-030100-BYT3	Left brake assembly	1		Suitable for 1.6T and 2.0T models
5	JH150-030200-BYT3	Right brake assembly	1		Suitable for 1.6T and 2.0T models
6	Y0816A	Oil return filter	1		Suitable for 1.6T and 2.0T models
7	Y0809A	Oil suction filter	1		Suitable for 1.6T and 2.0T models
8	BCL300×120B	Load-bearing wheels	2		Suitable for 1.6T and 2.0T models
9	BCL300×115	Load-bearing wheels	2		Suitable for 1.6T front-wheel electromagnetic brake models
10	BCL343×120	Load-bearing wheels	2		Suitable for 2.0T models
11	BCL343×115	Load-bearing wheels	2		Suitable for 2.0T front-wheel electromagnetic brake models
12	FBD50-48V-72W	Electromagnetic brakes	2		Suitable for 1.6T and 2.0T front-wheel electromagnetic brake models
13	G302-REB0514-001	Electromagnetic brakes	1		Suitable for 1.6T and 2.0T models
14	BQL343×120-SD	Drive wheels	1		Suitable for 1.6T and 2.0T models
15					
16					
17					
18					
19					
20					
21					
22					
23					
24					